


Summary Institution-Level Pass Rate Data: Traditional Teacher Preparation Program Within IHE


		HEOA - Title II 2018 - 2019 Academic Year				
Institution Name		ROWAN UNIVERSITY				
Institution Code		2515				
State		New Jersey				
		February 3, 2020				
			Statewide			
Group	Number Taking Assessment¹	Number Passing Assessment²	Institutional Pass Rate	Number Taking Assessment¹	Number Passing Assessment²	Statewide Pass Rate
All program completers, 2018-19	265	265	100%	2287	2189	96%
All program completers, 2017-18	329	329	100%	2378	2314	97%
All program completers, 2016-17	322	321	100%	2812	2750	98%

Note: In cases where there are less than ten students taking the assessment or license/certificate, the number passing and pass rate are not reported.

¹ Number of completers taking one or more assessments within their area of specialization.

² Summary level "Number Taking Assessment" may differ from assessment level "Number Taking Assessment" because each student is counted once at the summary level but may be counted in multiple assessments at the assessment level.


Single Assessment Institution-Level Pass Rate Data: *Traditional Teacher Preparation Program Within IHE*

	HEOA - Title II 2018 - 2019 Academic Year	
	Institution Name	ROWAN UNIVERSITY
	Institution Code	2515
	State	New Jersey

February 3, 2020

Assessment Information ¹	Group	Number Taking Assessment	Number Passing Assessment	Institutional Pass Rate	Institutional Average Scaled Score	Assessment Cut Score ²	Statewide			
							Number Taking Assessment	Number Passing Assessment	Statewide Pass Rate	Statewide Average Scaled Score
ART CONTENT KNOWLEDGE (5134) Test Company: ETS Score Range: 100-200	All enrolled students who have completed all nonclinical courses, 2018-19						17	16	94%	170
	Other enrolled students, 2018-19	5				158	33	27	82%	166
	All program completers, 2018-19	10	10	100%	167	158	52	48	92%	167
	All program completers, 2017-18	14	14	100%	167	158	73	71	97%	166
	All program completers, 2016-17	11	11	100%	172	158	47	46	98%	169
BIOLOGY CONTENT KNOWLEDGE (0235) Test Company: ETS Score Range: 100-200	All enrolled students who have completed all nonclinical courses, 2018-19						13	11	85%	165
	Other enrolled students, 2018-19	4				152	44	41	93%	166
	All program completers, 2018-19	2				152	54	54	100%	165
	All program completers, 2017-18	8				152	66	66	100%	169
	All program completers, 2016-17	8				152	74	73	99%	169
BUSINESS ED CONTENT KNOWLEDGE (5101) Test Company: ETS Score Range: 100-200	All enrolled students who have completed all nonclinical courses, 2018-19									
	Other enrolled students, 2018-19						4			
	All program completers, 2018-19						2			
	All program completers, 2017-18						2			
	All program completers, 2016-17						6			
CHEMISTRY CONTENT KNOWLEDGE (0245) Test Company: ETS Score Range: 100-200	All enrolled students who have completed all nonclinical courses, 2018-19						3			
	Other enrolled students, 2018-19	5				152	13	8	62%	161
	All program completers, 2018-19	2				152	14	14	100%	172
	All program completers, 2017-18	3				152	14	14	100%	170
	All program completers, 2016-17	5				152	19	19	100%	164


Single Assessment Institution-Level Pass Rate Data: *Traditional Teacher Preparation Program Within IHE*

	HEOA - Title II 2018 - 2019 Academic Year	
	Institution Name	ROWAN UNIVERSITY
	Institution Code	2515
	State	New Jersey

February 3, 2020

Assessment Information ¹	Group	Number Taking Assessment	Number Passing Assessment	Institutional Pass Rate	Institutional Average Scaled Score	Assessment Cut Score ²	Statewide			
							Number Taking Assessment	Number Passing Assessment	Statewide Pass Rate	Statewide Average Scaled Score
EARLY CHILDHOOD CONTENT KNOWLEDGE (5022) Test Company: ETS Score Range: 100-200	All enrolled students who have completed all nonclinical courses, 2018-19									
	Other enrolled students, 2018-19						6			
	All program completers, 2018-19	1				159	6			
	All program completers, 2017-18						27	26	96%	171
	All program completers, 2016-17	7				159	97	97	100%	173
EARLY CHILDHOOD EDUCATION (5025) Test Company: ETS Score Range: 100-200	All enrolled students who have completed all nonclinical courses, 2018-19						58	57	98%	170
	Other enrolled students, 2018-19	85	77	91%	166	156	214	183	86%	166
	All program completers, 2018-19	30	30	100%	169	156	272	259	95%	169
	All program completers, 2017-18	38	38	100%	173	156	263	260	99%	170
	All program completers, 2016-17	19	19	100%	171	156	235	235	100%	170
EARTH AND SPACE SCIENCES - CK (5571) Test Company: ETS Score Range: 100-200	All enrolled students who have completed all nonclinical courses, 2018-19									
	Other enrolled students, 2018-19						8			
	All program completers, 2018-19						11	10	91%	163
	All program completers, 2017-18						5			
	All program completers, 2016-17						7			
ELEM ED MULTI SUBJ MATHEMATICS (DISC) (5033) Test Company: ETS Score Range: 100-200	All enrolled students who have completed all nonclinical courses, 2018-19						1			
	Other enrolled students, 2018-19						1			
	All program completers, 2018-19						1			
	All program completers, 2017-18						7			
	All program completers, 2016-17	1				164	40	39	98%	173


Single Assessment Institution-Level Pass Rate Data: *Traditional Teacher Preparation Program Within IHE*

	HEOA - Title II 2018 - 2019 Academic Year	
	Institution Name	ROWAN UNIVERSITY
	Institution Code	2515
	State	New Jersey

February 3, 2020

Assessment Information ¹	Group	Number Taking Assessment	Number Passing Assessment	Institutional Pass Rate	Institutional Average Scaled Score	Assessment Cut Score ²	Statewide			
							Number Taking Assessment	Number Passing Assessment	Statewide Pass Rate	Statewide Average Scaled Score
ELEM ED MULTI SUBJ MATHEMATICS (5003) Test Company: ETS Score Range: 100-200	All enrolled students who have completed all nonclinical courses, 2018-19						338	328	97%	178
	Other enrolled students, 2018-19	245	226	92%	173	157	917	849	93%	176
	All program completers, 2018-19	114	114	100%	176	157	1115	1095	98%	177
	All program completers, 2017-18	133	133	100%	178	157	1118	1101	98%	177
	All program completers, 2016-17	136	136	100%	178	157	1363	1346	99%	177
ELEM ED MULTI SUBJ READING LANG ARTS (DISC) (5032) Test Company: ETS Score Range: 100-200	All enrolled students who have completed all nonclinical courses, 2018-19						1			
	Other enrolled students, 2018-19						1			
	All program completers, 2018-19						1			
	All program completers, 2017-18						6			
	All program completers, 2016-17	1				165	40	40	100%	175
ELEM ED MULTI SUBJ READING LANG ARTS (5002) Test Company: ETS Score Range: 100-200	All enrolled students who have completed all nonclinical courses, 2018-19						337	321	95%	169
	Other enrolled students, 2018-19	244	220	90%	166	157	911	819	90%	168
	All program completers, 2018-19	114	114	100%	168	157	1112	1088	98%	170
	All program completers, 2017-18	133	133	100%	170	157	1118	1103	99%	171
	All program completers, 2016-17	136	136	100%	170	157	1361	1339	98%	170
ELEM ED MULTI SUBJ SCIENCES (DISC) (5035) Test Company: ETS Score Range: 100-200	All enrolled students who have completed all nonclinical courses, 2018-19						1			
	Other enrolled students, 2018-19						2			
	All program completers, 2018-19						1			
	All program completers, 2017-18	1				159	7			
	All program completers, 2016-17	1				159	40	39	98%	171


Single Assessment Institution-Level Pass Rate Data: *Traditional Teacher Preparation Program Within IHE*

	HEOA - Title II 2018 - 2019 Academic Year	
	Institution Name	ROWAN UNIVERSITY
	Institution Code	2515
	State	New Jersey

February 3, 2020

Assessment Information ¹	Group	Number Taking Assessment	Number Passing Assessment	Institutional Pass Rate	Institutional Average Scaled Score	Assessment Cut Score ²	Statewide			
							Number Taking Assessment	Number Passing Assessment	Statewide Pass Rate	Statewide Average Scaled Score
ELEM ED MULTI SUBJ SCIENCES (5005) Test Company: ETS Score Range: 100-200	All enrolled students who have completed all nonclinical courses, 2018-19						336	306	91%	168
	Other enrolled students, 2018-19	242	211	87%	164	155	892	766	86%	166
	All program completers, 2018-19	114	114	100%	168	155	1113	1086	98%	170
	All program completers, 2017-18	133	133	100%	170	155	1120	1103	98%	170
	All program completers, 2016-17	137	137	100%	170	155	1361	1333	98%	170
ELEM ED MULTI SUBJ SOCIAL STUDIES (DISC) (5034) Test Company: ETS Score Range: 100-200	All enrolled students who have completed all nonclinical courses, 2018-19						1			
	Other enrolled students, 2018-19						1			
	All program completers, 2018-19						1			
	All program completers, 2017-18						6			
	All program completers, 2016-17	1				155	40	39	98%	166
ELEM ED MULTI SUBJ SOCIAL STUDIES (5004) Test Company: ETS Score Range: 100-200	All enrolled students who have completed all nonclinical courses, 2018-19						335	285	85%	164
	Other enrolled students, 2018-19	244	201	82%	161	155	896	703	78%	162
	All program completers, 2018-19	114	114	100%	165	155	1113	1064	96%	166
	All program completers, 2017-18	133	133	100%	167	155	1119	1085	97%	167
	All program completers, 2016-17	136	136	100%	167	155	1361	1324	97%	167
ENG LANG LIT COMP CONTENT KNOWLEDGE (DISC) (0041) Test Company: ETS Score Range: 100-200	All enrolled students who have completed all nonclinical courses, 2018-19									
	Other enrolled students, 2018-19									
	All program completers, 2018-19									
	All program completers, 2017-18									
	All program completers, 2016-17						1			


Single Assessment Institution-Level Pass Rate Data: *Traditional Teacher Preparation Program Within IHE*

	HEOA - Title II 2018 - 2019 Academic Year	
	Institution Name	ROWAN UNIVERSITY
	Institution Code	2515
	State	New Jersey

February 3, 2020

Assessment Information ¹	Group	Number Taking Assessment	Number Passing Assessment	Institutional Pass Rate	Institutional Average Scaled Score	Assessment Cut Score ²	Statewide			
							Number Taking Assessment	Number Passing Assessment	Statewide Pass Rate	Statewide Average Scaled Score
ENGLISH LANGUAGE ARTS: CK (5038) Test Company: ETS Score Range: 100-200	All enrolled students who have completed all nonclinical courses, 2018-19						38	38	100%	179
	Other enrolled students, 2018-19	30	25	83%	174	167	154	133	86%	175
	All program completers, 2018-19	27	27	100%	177	167	211	206	98%	178
	All program completers, 2017-18	33	33	100%	180	167	213	209	98%	179
	All program completers, 2016-17	29	29	100%	175	167	244	242	99%	178
FRENCH WORLD LANGUAGE (5174) Test Company: ETS Score Range: 100-200	All enrolled students who have completed all nonclinical courses, 2018-19						2			
	Other enrolled students, 2018-19									
	All program completers, 2018-19						1			
	All program completers, 2017-18						4			
	All program completers, 2016-17						2			
GENERAL SCI CONTENT KNOWLEDGE (0435) Test Company: ETS Score Range: 100-200	All enrolled students who have completed all nonclinical courses, 2018-19						19	16	84%	163
	Other enrolled students, 2018-19	11	10	91%	160	152	66	54	82%	164
	All program completers, 2018-19	8				152	89	88	99%	167
	All program completers, 2017-18	14	14	100%	164	152	105	103	98%	167
	All program completers, 2016-17	17	17	100%	165	152	113	112	99%	168
GERMAN WORLD LANGUAGE (5183) Test Company: ETS Score Range: 100-200	All enrolled students who have completed all nonclinical courses, 2018-19									
	Other enrolled students, 2018-19									
	All program completers, 2018-19									
	All program completers, 2017-18						1			
	All program completers, 2016-17									

Single Assessment Institution-Level Pass Rate Data: Traditional Teacher Preparation Program Within IHE


	HEOA - Title II 2018 - 2019 Academic Year
	Institution Name
	Institution Code
	State

ROWAN UNIVERSITY
2515
New Jersey

February 3, 2020

Assessment Information ¹	Group	Number Taking Assessment	Number Passing Assessment	Institutional Pass Rate	Institutional Average Scaled Score	Assessment Cut Score ²	Statewide			
							Number Taking Assessment	Number Passing Assessment	Statewide Pass Rate	Statewide Average Scaled Score
HEALTH AND PE (DISC) (5856) Test Company: ETS Score Range: 100-200	All enrolled students who have completed all nonclinical courses, 2018-19									
	Other enrolled students, 2018-19									
	All program completers, 2018-19									
	All program completers, 2017-18	1				151	1			
	All program completers, 2016-17	1				151	3			
HEALTH AND PE (5857) Test Company: ETS Score Range: 100-200	All enrolled students who have completed all nonclinical courses, 2018-19						25	23	92%	168
	Other enrolled students, 2018-19	54	44	81%	163	160	103	86	83%	165
	All program completers, 2018-19	20	20	100%	168	160	122	117	96%	168
	All program completers, 2017-18	31	31	100%	169	160	146	146	100%	169
	All program completers, 2016-17	33	33	100%	170	160	170	169	99%	168
MARKETING EDUCATION (5561) Test Company: ETS Score Range: 100-200	All enrolled students who have completed all nonclinical courses, 2018-19									
	Other enrolled students, 2018-19						1			
	All program completers, 2018-19									
	All program completers, 2017-18									
	All program completers, 2016-17						3			
MATHEMATICS CONTENT KNOWLEDGE (5161) Test Company: ETS Score Range: 100-200	All enrolled students who have completed all nonclinical courses, 2018-19						23	18	78%	166
	Other enrolled students, 2018-19	26	13	50%	155	160	105	56	53%	159
	All program completers, 2018-19	14	14	100%	174	160	133	125	94%	171
	All program completers, 2017-18	22	22	100%	170	160	121	114	94%	168
	All program completers, 2016-17	17	17	100%	165	160	158	155	98%	168


Single Assessment Institution-Level Pass Rate Data: *Traditional Teacher Preparation Program Within IHE*

	HEOA - Title II 2018 - 2019 Academic Year	
	Institution Name	ROWAN UNIVERSITY
	Institution Code	2515
	State	New Jersey

February 3, 2020

Assessment Information ¹	Group	Number Taking Assessment	Number Passing Assessment	Institutional Pass Rate	Institutional Average Scaled Score	Assessment Cut Score ²	Statewide				
							Number Taking Assessment	Number Passing Assessment	Statewide Pass Rate	Statewide Average Scaled Score	
MIDDLE SCHOOL ENG LANG ARTS (5047) Test Company: ETS Score Range: 100-200	All enrolled students who have completed all nonclinical courses, 2018-19										
	Other enrolled students, 2018-19										
	All program completers, 2018-19										
	All program completers, 2017-18										
	All program completers, 2016-17							14	13	93%	168
MIDDLE SCHOOL MATHEMATICS (5169) Test Company: ETS Score Range: 100-200	All enrolled students who have completed all nonclinical courses, 2018-19										
	Other enrolled students, 2018-19						7				
	All program completers, 2018-19										
	All program completers, 2017-18										
	All program completers, 2016-17							28	28	100%	176
MIDDLE SCHOOL SCIENCE (5440) Test Company: ETS Score Range: 100-200	All enrolled students who have completed all nonclinical courses, 2018-19										
	Other enrolled students, 2018-19						1				
	All program completers, 2018-19										
	All program completers, 2017-18										
	All program completers, 2016-17							32	30	94%	157
MIDDLE SCHOOL SOCIAL STUDIES (5089) Test Company: ETS Score Range: 100-200	All enrolled students who have completed all nonclinical courses, 2018-19										
	Other enrolled students, 2018-19						1				
	All program completers, 2018-19										
	All program completers, 2017-18										
	All program completers, 2016-17							15	15	100%	171


Single Assessment Institution-Level Pass Rate Data: Traditional Teacher Preparation Program Within IHE

	HEOA - Title II 2018 - 2019 Academic Year	
	Institution Name	ROWAN UNIVERSITY
	Institution Code	2515
	State	New Jersey

February 3, 2020

Assessment Information ¹	Group	Number Taking Assessment	Number Passing Assessment	Institutional Pass Rate	Institutional Average Scaled Score	Assessment Cut Score ²	Statewide			
							Number Taking Assessment	Number Passing Assessment	Statewide Pass Rate	Statewide Average Scaled Score
MUSIC CONTENT KNOWLEDGE (0113) Test Company: ETS Score Range: 100-200	All enrolled students who have completed all nonclinical courses, 2018-19						20	20	100%	166
	Other enrolled students, 2018-19	23	21	91%	167	153	60	52	87%	165
	All program completers, 2018-19	17	17	100%	170	153	138	136	99%	169
	All program completers, 2017-18	13	13	100%	168	153	146	144	99%	169
	All program completers, 2016-17	21	21	100%	167	153	129	129	100%	169
PHYSICAL ED CONTENT KNOWLEDGE (5091) Test Company: ETS Score Range: 100-200	All enrolled students who have completed all nonclinical courses, 2018-19									
	Other enrolled students, 2018-19						5			
	All program completers, 2018-19									
	All program completers, 2017-18									
	All program completers, 2016-17						2			
PHYSICS CONTENT KNOWLEDGE (5265) Test Company: ETS Score Range: 100-200	All enrolled students who have completed all nonclinical courses, 2018-19						2			
	Other enrolled students, 2018-19	2				141	11	10	91%	164
	All program completers, 2018-19	4				141	10	10	100%	162
	All program completers, 2017-18	4				141	20	20	100%	165
	All program completers, 2016-17	6				141	20	20	100%	167
SOCIAL STUDIES CONTENT KNOWLEDGE (0081) Test Company: ETS Score Range: 100-200	All enrolled students who have completed all nonclinical courses, 2018-19						62	49	79%	163
	Other enrolled students, 2018-19	48	35	73%	162	157	170	134	79%	166
	All program completers, 2018-19	20	20	100%	165	157	178	172	97%	168
	All program completers, 2017-18	27	27	100%	164	157	189	181	96%	168
	All program completers, 2016-17	25	25	100%	164	157	224	218	97%	167


Single Assessment Institution-Level Pass Rate Data: *Traditional Teacher Preparation Program Within IHE*

	HEOA - Title II 2018 - 2019 Academic Year	
	Institution Name	ROWAN UNIVERSITY
	Institution Code	2515
	State	New Jersey

February 3, 2020

Assessment Information ¹	Group	Number Taking Assessment	Number Passing Assessment	Institutional Pass Rate	Institutional Average Scaled Score	Assessment Cut Score ²	Statewide			
							Number Taking Assessment	Number Passing Assessment	Statewide Pass Rate	Statewide Average Scaled Score
SPANISH WORLD LANGUAGE (5195) Test Company: ETS Score Range: 100-200	All enrolled students who have completed all nonclinical courses, 2018-19						7			
	Other enrolled students, 2018-19	9				168	18	14	78%	169
	All program completers, 2018-19	1				168	17	15	88%	179
	All program completers, 2017-18	2				168	28	28	100%	179
	All program completers, 2016-17	4				168	36	36	100%	180
SPEECH COMMUNICATION: CK (5221) Test Company: ETS Score Range: 100-200	All enrolled students who have completed all nonclinical courses, 2018-19									
	Other enrolled students, 2018-19						1			
	All program completers, 2018-19									
	All program completers, 2017-18									
	All program completers, 2016-17									
TECHNOLOGY EDUCATION (5051) Test Company: ETS Score Range: 100-200	All enrolled students who have completed all nonclinical courses, 2018-19						4			
	Other enrolled students, 2018-19						3			
	All program completers, 2018-19						7			
	All program completers, 2017-18						9			
	All program completers, 2016-17						7			
THEATRE (5641) Test Company: ETS Score Range: 100-200	All enrolled students who have completed all nonclinical courses, 2018-19						1			
	Other enrolled students, 2018-19						4			
	All program completers, 2018-19	3				153	3			
	All program completers, 2017-18						4			
	All program completers, 2016-17						3			


Single Assessment Institution-Level Pass Rate Data: Traditional Teacher Preparation Program Within IHE

	HEOA - Title II 2018 - 2019 Academic Year
	Institution Name ROWAN UNIVERSITY
	Institution Code 2515
	State New Jersey

February 3, 2020

Assessment Information ¹	Group	Number Taking Assessment	Number Passing Assessment	Institutional Pass Rate	Institutional Average Scaled Score	Assessment Cut Score ²	Statewide			
							Number Taking Assessment	Number Passing Assessment	Statewide Pass Rate	Statewide Average Scaled Score
OPI ENGLISH (ACT1005) Test Company: ACTFL* Score Range: 1-10	All enrolled students who have completed all nonclinical courses, 2018-19						4			
	Other enrolled students, 2018-19						14	14	100%	10
	All program completers, 2018-19						14	14	100%	10
	All program completers, 2017-18						15	15	100%	10
	All program completers, 2016-17									
OPI FRENCH (ACT1006) Test Company: ACTFL* Score Range: 1-10	All enrolled students who have completed all nonclinical courses, 2018-19									
	Other enrolled students, 2018-19						1			
	All program completers, 2018-19						1			
	All program completers, 2017-18						4			
	All program completers, 2016-17						2			
OPI GERMAN (ACT1007) Test Company: ACTFL* Score Range: 1-10	All enrolled students who have completed all nonclinical courses, 2018-19									
	Other enrolled students, 2018-19									
	All program completers, 2018-19									
	All program completers, 2017-18						1			
	All program completers, 2016-17									
OPI ITALIAN (ACT1010) Test Company: ACTFL* Score Range: 1-10	All enrolled students who have completed all nonclinical courses, 2018-19									
	Other enrolled students, 2018-19									
	All program completers, 2018-19									
	All program completers, 2017-18									
	All program completers, 2016-17						1			

Single Assessment Institution-Level Pass Rate Data: Traditional Teacher Preparation Program Within IHE

	HEOA - Title II 2018 - 2019 Academic Year
	Institution Name ROWAN UNIVERSITY
	Institution Code 2515
	State New Jersey

February 3, 2020

Assessment Information ¹	Group	Number Taking Assessment	Number Passing Assessment	Institutional Pass Rate	Institutional Average Scaled Score	Assessment Cut Score ²	Statewide			
							Number Taking Assessment	Number Passing Assessment	Statewide Pass Rate	Statewide Average Scaled Score
OPI KOREAN (ACT1012) Test Company: ACTFL* Score Range: 1-10	All enrolled students who have completed all nonclinical courses, 2018-19									
	Other enrolled students, 2018-19						1			
	All program completers, 2018-19									
	All program completers, 2017-18									
	All program completers, 2016-17									
OPI MANDARIN (ACT1013) Test Company: ACTFL* Score Range: 1-10	All enrolled students who have completed all nonclinical courses, 2018-19									
	Other enrolled students, 2018-19						1			
	All program completers, 2018-19									
	All program completers, 2017-18									
	All program completers, 2016-17						2			
OPI SPANISH (ACT1018) Test Company: ACTFL* Score Range: 1-10	All enrolled students who have completed all nonclinical courses, 2018-19						2			
	Other enrolled students, 2018-19	1				7	7			
	All program completers, 2018-19	1				7	9			
	All program completers, 2017-18	2				7	19	19	100%	8
	All program completers, 2016-17	3				7	29	26	90%	7
WPT ENGLISH (ACT2004) Test Company: ACTFL* Score Range: 1-10	All enrolled students who have completed all nonclinical courses, 2018-19						4			
	Other enrolled students, 2018-19						14	14	100%	9
	All program completers, 2018-19						11	11	100%	10
	All program completers, 2017-18						12	12	100%	9
	All program completers, 2016-17									

Note: In cases where there are less than ten students taking the assessment or license/certificate, the number passing and pass rate are not reported.

¹Tests with multiple delivery options (computer, paper, etc.) will be noted with the assessment code for one format only.

²Cut scores may vary for groups depending upon when the cut scores are established by the state and when each group completed their teacher certification or licensure assessment.

*Questions regarding tests listed by this testing company must be addressed to your state Title II Coordinator.