


Summary Institution-Level Pass Rate Data: Traditional Teacher Preparation Program Within IHE


		HEOA - Title II 2013 - 2014 Academic Year				
Institution Name		ROWAN UNIVERSITY				
Institution Code		2515				
State		New Jersey				
		February 12, 2015				
		Statewide				
Group	Number Taking Assessment¹	Number Passing Assessment²	Institutional Pass Rate	Number Taking Assessment¹	Number Passing Assessment²	Statewide Pass Rate
All program completers, 2013-14	431	431	100%	3517	3415	97%
All program completers, 2012-13	498	498	100%	3997	3938	99%
All program completers, 2011-12	356	356	100%	4265	4210	99%

Note: In cases where there are less than ten students taking the assessment or license/certificate, the number passing and pass rate are not reported.

¹ Number of completers taking one or more assessments within their area of specialization.

² Summary level "Number Taking Assessment" may differ from assessment level "Number Taking Assessment" because each student is counted once at the summary level but may be counted in multiple assessments at the assessment level.


Single Assessment Institution-Level Pass Rate Data: Traditional Teacher Preparation Program Within IHE

	HEOA - Title II 2013 - 2014 Academic Year
	Institution Name ROWAN UNIVERSITY
	Institution Code 2515
	State New Jersey

February 12, 2015

Assessment Information ¹	Group	Number Taking Assessment	Number Passing Assessment	Institutional Pass Rate	Institutional Average Scaled Score	Assessment Cut Score ²	Statewide			
							Number Taking Assessment	Number Passing Assessment	Statewide Pass Rate	Statewide Average Scaled Score
ART CONTENT KNOWLEDGE (DISCONTINUED) (0133) Test Company: ETS Score Range: 100-200	All enrolled students who have completed all nonclinical courses, 2013-14									
	Other enrolled students, 2013-14									
	All program completers, 2013-14									
	All program completers, 2012-13									
	All program completers, 2011-12	7				150	92	92	100%	169
ART CONTENT KNOWLEDGE (5134) Test Company: ETS Score Range: 100-200	All enrolled students who have completed all nonclinical courses, 2013-14						37	33	89%	168
	Other enrolled students, 2013-14	13	12	92%	168	158	52	37	71%	161
	All program completers, 2013-14	11	11	100%	170	158	85	85	100%	171
	All program completers, 2012-13	11	11	100%	168	158	83	83	100%	169
	All program completers, 2011-12	1				158	16	16	100%	173
BIOLOGY CONTENT KNOWLEDGE (0235) Test Company: ETS Score Range: 100-200	All enrolled students who have completed all nonclinical courses, 2013-14						27	22	81%	159
	Other enrolled students, 2013-14	9				152	37	30	81%	159
	All program completers, 2013-14	6				152	72	72	100%	167
	All program completers, 2012-13	5				152	70	69	99%	168
	All program completers, 2011-12	6				152	112	109	97%	166
BUSINESS ED CONTENT KNOWLEDGE (5101) Test Company: ETS Score Range: 100-200	All enrolled students who have completed all nonclinical courses, 2013-14									
	Other enrolled students, 2013-14									
	All program completers, 2013-14						6			
	All program completers, 2012-13						3			
	All program completers, 2011-12						4			


Single Assessment Institution-Level Pass Rate Data: Traditional Teacher Preparation Program Within IHE

	HEOA - Title II 2013 - 2014 Academic Year
	Institution Name ROWAN UNIVERSITY
	Institution Code 2515
	State New Jersey


February 12, 2015

Assessment Information ¹	Group	Number Taking Assessment	Number Passing Assessment	Institutional Pass Rate	Institutional Average Scaled Score	Assessment Cut Score ²	Statewide			
							Number Taking Assessment	Number Passing Assessment	Statewide Pass Rate	Statewide Average Scaled Score
BUSINESS ED (0100) Test Company: ETS Score Range: 250-990	All enrolled students who have completed all nonclinical courses, 2013-14									
	Other enrolled students, 2013-14									
	All program completers, 2013-14									
	All program completers, 2012-13									
	All program completers, 2011-12						2			
CHEMISTRY CONTENT KNOWLEDGE (DISCONTINUED) (0241) Test Company: ETS Score Range: 100-200	All enrolled students who have completed all nonclinical courses, 2013-14									
	Other enrolled students, 2013-14									
	All program completers, 2013-14									
	All program completers, 2012-13									
	All program completers, 2011-12						1			
CHEMISTRY CONTENT KNOWLEDGE (0245) Test Company: ETS Score Range: 100-200	All enrolled students who have completed all nonclinical courses, 2013-14						10	6	60%	154
	Other enrolled students, 2013-14	4				152	9			
	All program completers, 2013-14	1				152	17	17	100%	169
	All program completers, 2012-13	2				152	14	13	93%	167
	All program completers, 2011-12	2				152	17	15	88%	170
EARLY CHILDHOOD CONTENT KNOWLEDGE (5022) Test Company: ETS Score Range: 100-200	All enrolled students who have completed all nonclinical courses, 2013-14						157	150	96%	171
	Other enrolled students, 2013-14	35	35	100%	176	159	309	263	85%	169
	All program completers, 2013-14	35	35	100%	176	159	435	433	100%	173
	All program completers, 2012-13	30	30	100%	177	159	424	421	99%	173
	All program completers, 2011-12	20	20	100%	177	159	394	391	99%	172

Single Assessment Institution-Level Pass Rate Data: Traditional Teacher Preparation Program Within IHE

		HEOA - Title II 2013 - 2014 Academic Year									
Institution Name		ROWAN UNIVERSITY									
Institution Code		2515									
State		New Jersey					February 12, 2015				
Assessment Information ¹	Group	Number Taking Assessment	Number Passing Assessment	Institutional Pass Rate	Institutional Average Scaled Score	Assessment Cut Score ²	Statewide				
							Number Taking Assessment	Number Passing Assessment	Statewide Pass Rate	Statewide Average Scaled Score	
EARTH AND SPACE SCIENCES - CK (5571) Test Company: ETS Score Range: 100-200	All enrolled students who have completed all nonclinical courses, 2013-14						5				
	Other enrolled students, 2013-14						7				
	All program completers, 2013-14						5				
	All program completers, 2012-13						14	14	100%	165	
	All program completers, 2011-12						8				
ELEM ED CONTENT KNOWLEDGE (5014) Test Company: ETS Score Range: 100-200	All enrolled students who have completed all nonclinical courses, 2013-14						93	85	91%	159	
	Other enrolled students, 2013-14	19	19	100%	163	141	168	136	81%	155	
	All program completers, 2013-14	92	92	100%	160	141	718	712	99%	161	
	All program completers, 2012-13	223	223	100%	163	141	1851	1843	100%	163	
	All program completers, 2011-12	166	166	100%	163	141	2262	2241	99%	162	
ELEM ED MULTI SUBJ MATHEMATICS (5033) Test Company: ETS Score Range: 100-200	All enrolled students who have completed all nonclinical courses, 2013-14						609	417	68%	165	
	Other enrolled students, 2013-14	215	161	75%	168	164	1079	655	61%	163	
	All program completers, 2013-14	101	101	100%	177	164	914	856	94%	175	
	All program completers, 2012-13	2				164	161	132	82%	174	
	All program completers, 2011-12						7				
ELEM ED MULTI SUBJ READING LANG ARTS (5032) Test Company: ETS Score Range: 100-200	All enrolled students who have completed all nonclinical courses, 2013-14						609	541	89%	173	
	Other enrolled students, 2013-14	215	199	93%	175	165	1079	902	84%	173	
	All program completers, 2013-14	101	101	100%	179	165	913	898	98%	180	
	All program completers, 2012-13	2				165	161	156	97%	181	
	All program completers, 2011-12						7				


Single Assessment Institution-Level Pass Rate Data: Traditional Teacher Preparation Program Within IHE

	HEOA - Title II 2013 - 2014 Academic Year
	Institution Name ROWAN UNIVERSITY
	Institution Code 2515
	State New Jersey

February 12, 2015

Assessment Information ¹	Group	Number Taking Assessment	Number Passing Assessment	Institutional Pass Rate	Institutional Average Scaled Score	Assessment Cut Score ²	Statewide			
							Number Taking Assessment	Number Passing Assessment	Statewide Pass Rate	Statewide Average Scaled Score
ELEM ED MULTI SUBJ SCIENCES (5035) Test Company: ETS Score Range: 100-200	All enrolled students who have completed all nonclinical courses, 2013-14						609	469	77%	164
	Other enrolled students, 2013-14	215	173	80%	164	159	1079	739	68%	162
	All program completers, 2013-14	101	101	100%	169	159	914	872	95%	171
	All program completers, 2012-13	2				159	161	144	89%	171
	All program completers, 2011-12						7			
ELEM ED MULTI SUBJ SOCIAL STUDIES (5034) Test Company: ETS Score Range: 100-200	All enrolled students who have completed all nonclinical courses, 2013-14						609	448	74%	160
	Other enrolled students, 2013-14	215	173	80%	161	155	1079	744	69%	159
	All program completers, 2013-14	101	101	100%	166	155	913	877	96%	168
	All program completers, 2012-13	2				155	160	143	89%	169
	All program completers, 2011-12						7			
ENG LANG LIT COMP CONTENT KNOWLEDGE (0041) Test Company: ETS Score Range: 100-200	All enrolled students who have completed all nonclinical courses, 2013-14						20	18	90%	177
	Other enrolled students, 2013-14	9				162	51	38	75%	172
	All program completers, 2013-14	15	15	100%	179	162	247	241	98%	175
	All program completers, 2012-13	27	27	100%	173	162	310	305	98%	176
	All program completers, 2011-12	29	29	100%	176	162	323	316	98%	175
ENGLISH LANGUAGE ARTS: CK (5038) Test Company: ETS Score Range: 100-200	All enrolled students who have completed all nonclinical courses, 2013-14						84	66	79%	173
	Other enrolled students, 2013-14	17	16	94%	179	167	134	112	84%	175
	All program completers, 2013-14	1				167	69	64	93%	178
	All program completers, 2012-13						4			
	All program completers, 2011-12						2			


Single Assessment Institution-Level Pass Rate Data: Traditional Teacher Preparation Program Within IHE

	HEOA - Title II 2013 - 2014 Academic Year
	Institution Name ROWAN UNIVERSITY
	Institution Code 2515
	State New Jersey


February 12, 2015

Assessment Information ¹	Group	Number Taking Assessment	Number Passing Assessment	Institutional Pass Rate	Institutional Average Scaled Score	Assessment Cut Score ²	Statewide			
							Number Taking Assessment	Number Passing Assessment	Statewide Pass Rate	Statewide Average Scaled Score
FRENCH CONTENT KNOWLEDGE (0173) Test Company: ETS Score Range: 100-200	All enrolled students who have completed all nonclinical courses, 2013-14									
	Other enrolled students, 2013-14									
	All program completers, 2013-14									
	All program completers, 2012-13									
	All program completers, 2011-12						2			
FRENCH WORLD LANGUAGE (5174) Test Company: ETS Score Range: 100-200	All enrolled students who have completed all nonclinical courses, 2013-14						4			
	Other enrolled students, 2013-14						4			
	All program completers, 2013-14						7			
	All program completers, 2012-13						7			
	All program completers, 2011-12						7			
GENERAL SCI CONTENT KNOWLEDGE (0435) Test Company: ETS Score Range: 100-200	All enrolled students who have completed all nonclinical courses, 2013-14						38	33	87%	161
	Other enrolled students, 2013-14	12	9	75%	159	152	54	41	76%	159
	All program completers, 2013-14	11	11	100%	162	152	115	113	98%	167
	All program completers, 2012-13	11	11	100%	166	152	113	112	99%	167
	All program completers, 2011-12	8				152	149	144	97%	166
GERMAN CONTENT KNOWLEDGE (0181) Test Company: ETS Score Range: 100-200	All enrolled students who have completed all nonclinical courses, 2013-14									
	Other enrolled students, 2013-14									
	All program completers, 2013-14									
	All program completers, 2012-13									
	All program completers, 2011-12						1			

Single Assessment Institution-Level Pass Rate Data: Traditional Teacher Preparation Program Within IHE

		HEOA - Title II 2013 - 2014 Academic Year									
Institution Name		ROWAN UNIVERSITY									
Institution Code		2515									
State		New Jersey									
							February 12, 2015				
							Statewide				
Assessment Information ¹	Group	Number Taking Assessment	Number Passing Assessment	Institutional Pass Rate	Institutional Average Scaled Score	Assessment Cut Score ²	Number Taking Assessment	Number Passing Assessment	Statewide Pass Rate	Statewide Average Scaled Score	
GERMAN WORLD LANGUAGE (5183) Test Company: ETS Score Range: 100-200	All enrolled students who have completed all nonclinical courses, 2013-14										
	Other enrolled students, 2013-14										
	All program completers, 2013-14						1				
	All program completers, 2012-13										
	All program completers, 2011-12						1				
HEALTH AND PE (5856) Test Company: ETS Score Range: 100-200	All enrolled students who have completed all nonclinical courses, 2013-14						139	120	86%	158	
	Other enrolled students, 2013-14	71	66	93%	161	151	123	114	93%	161	
	All program completers, 2013-14	74	74	100%	163	151	317	315	99%	161	
	All program completers, 2012-13	94	94	100%	162	151	386	386	100%	162	
	All program completers, 2011-12	71	71	100%	162	151	353	353	100%	162	
INTRO TO THE TEACHING OF READING (DISCONTINUED) (0200) Test Company: ETS Score Range: 250-990	All enrolled students who have completed all nonclinical courses, 2013-14										
	Other enrolled students, 2013-14										
	All program completers, 2013-14										
	All program completers, 2012-13										
	All program completers, 2011-12	1				560	1				
MATHEMATICS CONTENT KNOWLEDGE (0061) Test Company: ETS Score Range: 100-200	All enrolled students who have completed all nonclinical courses, 2013-14						16	14	88%	152	
	Other enrolled students, 2013-14	7				137	26	23	88%	158	
	All program completers, 2013-14	37	37	100%	148	137	196	195	99%	153	
	All program completers, 2012-13	25	25	100%	151	137	236	234	99%	151	
	All program completers, 2011-12	17	17	100%	152	137	209	207	99%	157	


Single Assessment Institution-Level Pass Rate Data: Traditional Teacher Preparation Program Within IHE

	HEOA - Title II 2013 - 2014 Academic Year
	Institution Name ROWAN UNIVERSITY
	Institution Code 2515
	State New Jersey

February 12, 2015

Assessment Information ¹	Group	Number Taking Assessment	Number Passing Assessment	Institutional Pass Rate	Institutional Average Scaled Score	Assessment Cut Score ²	Statewide			
							Number Taking Assessment	Number Passing Assessment	Statewide Pass Rate	Statewide Average Scaled Score
MATHEMATICS: CK (5161) Test Company: ETS Score Range: 100-200	All enrolled students who have completed all nonclinical courses, 2013-14						51	26	51%	155
	Other enrolled students, 2013-14	19	11	58%	161	160	98	53	54%	157
	All program completers, 2013-14						31	25	81%	171
	All program completers, 2012-13						2			
	All program completers, 2011-12									
MIDDLE SCHOOL ENG LANG ARTS (5047) Test Company: ETS Score Range: 100-200	All enrolled students who have completed all nonclinical courses, 2013-14						15	5	33%	159
	Other enrolled students, 2013-14						4			
	All program completers, 2013-14						14	7	50%	163
	All program completers, 2012-13									
	All program completers, 2011-12									
MIDDLE SCHOOL ENGLISH LANGUAGE ARTS (5049) Test Company: ETS Score Range: 100-200	All enrolled students who have completed all nonclinical courses, 2013-14						6			
	Other enrolled students, 2013-14						1			
	All program completers, 2013-14						36	36	100%	172
	All program completers, 2012-13						61	60	98%	170
	All program completers, 2011-12						66	61	92%	170
MIDDLE SCHOOL MATHEMATICS (DISCONTINUED) (0069) Test Company: ETS Score Range: 100-200	All enrolled students who have completed all nonclinical courses, 2013-14						3			
	Other enrolled students, 2013-14						6			
	All program completers, 2013-14						46	45	98%	167
	All program completers, 2012-13						42	41	98%	168
	All program completers, 2011-12						59	58	98%	166


Single Assessment Institution-Level Pass Rate Data: Traditional Teacher Preparation Program Within IHE

	HEOA - Title II 2013 - 2014 Academic Year
	Institution Name ROWAN UNIVERSITY
	Institution Code 2515
	State New Jersey

February 12, 2015

Assessment Information ¹	Group	Number Taking Assessment	Number Passing Assessment	Institutional Pass Rate	Institutional Average Scaled Score	Assessment Cut Score ²	Statewide			
							Number Taking Assessment	Number Passing Assessment	Statewide Pass Rate	Statewide Average Scaled Score
MIDDLE SCHOOL MATHEMATICS (5169) Test Company: ETS Score Range: 100-200	All enrolled students who have completed all nonclinical courses, 2013-14						8			
	Other enrolled students, 2013-14						11	6	55%	163
	All program completers, 2013-14						19	18	95%	171
	All program completers, 2012-13						1			
	All program completers, 2011-12									
MIDDLE SCHOOL SCIENCE (0439) Test Company: ETS Score Range: 100-200	All enrolled students who have completed all nonclinical courses, 2013-14						12	5	42%	142
	Other enrolled students, 2013-14						6			
	All program completers, 2013-14						45	42	93%	155
	All program completers, 2012-13						44	44	100%	156
	All program completers, 2011-12						34	32	94%	159
MIDDLE SCHOOL SOCIAL STUDIES (5089) Test Company: ETS Score Range: 100-200	All enrolled students who have completed all nonclinical courses, 2013-14						11	5	45%	154
	Other enrolled students, 2013-14						2			
	All program completers, 2013-14						22	22	100%	171
	All program completers, 2012-13						23	20	87%	166
	All program completers, 2011-12						35	32	91%	167
MUSIC CONTENT KNOWLEDGE (0113) Test Company: ETS Score Range: 100-200	All enrolled students who have completed all nonclinical courses, 2013-14						24	23	96%	167
	Other enrolled students, 2013-14	20	20	100%	170	153	62	53	85%	166
	All program completers, 2013-14	21	21	100%	169	153	152	151	99%	169
	All program completers, 2012-13	20	20	100%	165	153	161	160	99%	169
	All program completers, 2011-12	14	14	100%	171	153	148	146	99%	169


Single Assessment Institution-Level Pass Rate Data: Traditional Teacher Preparation Program Within IHE

	HEOA - Title II 2013 - 2014 Academic Year
	Institution Name ROWAN UNIVERSITY
	Institution Code 2515
	State New Jersey

February 12, 2015

Assessment Information ¹	Group	Number Taking Assessment	Number Passing Assessment	Institutional Pass Rate	Institutional Average Scaled Score	Assessment Cut Score ²	Statewide				
							Number Taking Assessment	Number Passing Assessment	Statewide Pass Rate	Statewide Average Scaled Score	
PHYSICAL ED CONTENT KNOWLEDGE (5091) Test Company: ETS Score Range: 100-200	All enrolled students who have completed all nonclinical courses, 2013-14						3				
	Other enrolled students, 2013-14						5				
	All program completers, 2013-14						7				
	All program completers, 2012-13						8				
	All program completers, 2011-12						11	11	100%	158	
PHYSICS CONTENT KNOWLEDGE (5265) Test Company: ETS Score Range: 100-200	All enrolled students who have completed all nonclinical courses, 2013-14						1				
	Other enrolled students, 2013-14	1				141	4				
	All program completers, 2013-14	4				141	22	22	100%	157	
	All program completers, 2012-13	4				141	16	16	100%	160	
	All program completers, 2011-12	1				141	17	17	100%	165	
PRAXIS I MATHEMATICS (0730) Test Company: ETS Score Range: 150-190	All enrolled students who have completed all nonclinical courses, 2013-14										
	Other enrolled students, 2013-14						7				
	All program completers, 2013-14										
	All program completers, 2012-13										
	All program completers, 2011-12										
PRAXIS I READING (0710) Test Company: ETS Score Range: 150-190	All enrolled students who have completed all nonclinical courses, 2013-14										
	Other enrolled students, 2013-14						9				
	All program completers, 2013-14										
	All program completers, 2012-13										
	All program completers, 2011-12										


Single Assessment Institution-Level Pass Rate Data: Traditional Teacher Preparation Program Within IHE

	HEOA - Title II 2013 - 2014 Academic Year
	Institution Name ROWAN UNIVERSITY
	Institution Code 2515
	State New Jersey

February 12, 2015

Assessment Information ¹	Group	Number Taking Assessment	Number Passing Assessment	Institutional Pass Rate	Institutional Average Scaled Score	Assessment Cut Score ²	Statewide			
							Number Taking Assessment	Number Passing Assessment	Statewide Pass Rate	Statewide Average Scaled Score
PRAXIS I WRITING (0720) Test Company: ETS Score Range: 150-190	All enrolled students who have completed all nonclinical courses, 2013-14									
	Other enrolled students, 2013-14						8			
	All program completers, 2013-14									
	All program completers, 2012-13									
	All program completers, 2011-12									
SOCIAL STUDIES CONTENT KNOWLEDGE (0081) Test Company: ETS Score Range: 100-200	All enrolled students who have completed all nonclinical courses, 2013-14						107	80	75%	162
	Other enrolled students, 2013-14	26	24	92%	165	157	176	124	70%	163
	All program completers, 2013-14	29	29	100%	167	157	305	294	96%	168
	All program completers, 2012-13	46	46	100%	166	157	374	367	98%	168
	All program completers, 2011-12	20	20	100%	164	157	357	338	95%	168
SPANISH CONTENT KNOWLEDGE (0191) Test Company: ETS Score Range: 100-200	All enrolled students who have completed all nonclinical courses, 2013-14									
	Other enrolled students, 2013-14									
	All program completers, 2013-14									
	All program completers, 2012-13									
	All program completers, 2011-12						13	13	100%	181
SPANISH WORLD LANGUAGE (5195) Test Company: ETS Score Range: 100-200	All enrolled students who have completed all nonclinical courses, 2013-14						19	12	63%	168
	Other enrolled students, 2013-14	4				168	36	20	56%	169
	All program completers, 2013-14	3				168	50	49	98%	179
	All program completers, 2012-13	5				168	52	47	90%	178
	All program completers, 2011-12	2				168	41	39	95%	181


Single Assessment Institution-Level Pass Rate Data: Traditional Teacher Preparation Program Within IHE

	HEOA - Title II 2013 - 2014 Academic Year
	Institution Name ROWAN UNIVERSITY
	Institution Code 2515
	State New Jersey

February 12, 2015

Assessment Information ¹	Group	Number Taking Assessment	Number Passing Assessment	Institutional Pass Rate	Institutional Average Scaled Score	Assessment Cut Score ²	Statewide			
							Number Taking Assessment	Number Passing Assessment	Statewide Pass Rate	Statewide Average Scaled Score
TEACHING READING (5204) Test Company: ETS Score Range: 100-200	All enrolled students who have completed all nonclinical courses, 2013-14									
	Other enrolled students, 2013-14									
	All program completers, 2013-14									
	All program completers, 2012-13									
	All program completers, 2011-12	5				159	5			
TECHNOLOGY EDUCATION (DISCONTINUED) (0050) Test Company: ETS Score Range: 250-990	All enrolled students who have completed all nonclinical courses, 2013-14									
	Other enrolled students, 2013-14									
	All program completers, 2013-14									
	All program completers, 2012-13									
	All program completers, 2011-12						2			
TECHNOLOGY EDUCATION (5051) Test Company: ETS Score Range: 100-200	All enrolled students who have completed all nonclinical courses, 2013-14						1			
	Other enrolled students, 2013-14						1			
	All program completers, 2013-14						6			
	All program completers, 2012-13						11	11	100%	188
	All program completers, 2011-12						10	10	100%	185
THEATRE (DISCONTINUED) (0640) Test Company: ETS Score Range: 250-990	All enrolled students who have completed all nonclinical courses, 2013-14									
	Other enrolled students, 2013-14									
	All program completers, 2013-14									
	All program completers, 2012-13	4				570	6			
	All program completers, 2011-12						9			


Single Assessment Institution-Level Pass Rate Data: Traditional Teacher Preparation Program Within IHE

	HEOA - Title II 2013 - 2014 Academic Year
	Institution Name ROWAN UNIVERSITY
	Institution Code 2515
	State New Jersey

February 12, 2015

Assessment Information ¹	Group	Number Taking Assessment	Number Passing Assessment	Institutional Pass Rate	Institutional Average Scaled Score	Assessment Cut Score ²	Statewide				
							Number Taking Assessment	Number Passing Assessment	Statewide Pass Rate	Statewide Average Scaled Score	
THEATRE (0641) Test Company: ETS Score Range: 100-200	All enrolled students who have completed all nonclinical courses, 2013-14										
	Other enrolled students, 2013-14	3				153	4				
	All program completers, 2013-14	1				153	4				
	All program completers, 2012-13										
	All program completers, 2011-12										
OPI FRENCH (ACT1006) Test Company: ACTFL* Score Range: 1-10	All enrolled students who have completed all nonclinical courses, 2013-14						3				
	Other enrolled students, 2013-14						4				
	All program completers, 2013-14						5				
	All program completers, 2012-13						8				
	All program completers, 2011-12						5				
OPI GERMAN (ACT1007) Test Company: ACTFL* Score Range: 1-10	All enrolled students who have completed all nonclinical courses, 2013-14										
	Other enrolled students, 2013-14										
	All program completers, 2013-14						1				
	All program completers, 2012-13										
	All program completers, 2011-12						2				
OPI ITALIAN (ACT1010) Test Company: ACTFL* Score Range: 1-10	All enrolled students who have completed all nonclinical courses, 2013-14										
	Other enrolled students, 2013-14						3				
	All program completers, 2013-14						1				
	All program completers, 2012-13						1				
	All program completers, 2011-12						2				

Single Assessment Institution-Level Pass Rate Data: Traditional Teacher Preparation Program Within IHE

	HEOA - Title II 2013 - 2014 Academic Year
	Institution Name ROWAN UNIVERSITY
	Institution Code 2515
	State New Jersey

February 12, 2015

Assessment Information ¹	Group	Number Taking Assessment	Number Passing Assessment	Institutional Pass Rate	Institutional Average Scaled Score	Assessment Cut Score ²	Statewide			
							Number Taking Assessment	Number Passing Assessment	Statewide Pass Rate	Statewide Average Scaled Score
OPI MANDARIN (ACT1013) Test Company: ACTFL* Score Range: 1-10	All enrolled students who have completed all nonclinical courses, 2013-14									
	Other enrolled students, 2013-14						4			
	All program completers, 2013-14						1			
	All program completers, 2012-13						6			
	All program completers, 2011-12									
OPI SPANISH (ACT1018) Test Company: ACTFL* Score Range: 1-10	All enrolled students who have completed all nonclinical courses, 2013-14						6			
	Other enrolled students, 2013-14	3				7	23	12	52%	7
	All program completers, 2013-14	3				7	43	41	95%	8
	All program completers, 2012-13									
	All program completers, 2011-12									

Note: In cases where there are less than ten students taking the assessment or license/certificate, the number passing and pass rate are not reported.

¹Tests with multiple delivery options (computer, paper, etc.) will be noted with the assessment code for one format only.

²Cut scores may vary for groups depending upon when the cut scores are established by the state and when each group completed their teacher certification or licensure assessment.

*Questions regarding tests listed by this testing company must be addressed to your state Title II Coordinator.