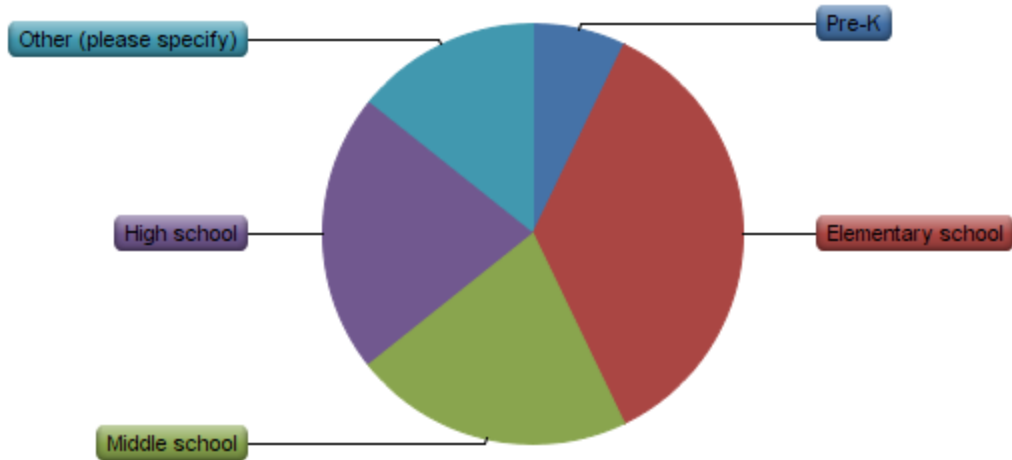


COE Teacher Education Employer Survey

Fall 2015

1. Please describe your setting:



#	Answer	Response	%
1	Pre-K	1	7%
2	Elementary school	5	36%
3	Middle school	3	21%
4	High school	3	21%
5	Other (please specify)	2	14%
	Total	14	100%

Other (please specify)

Pre-K through grade 8

Pre K-8

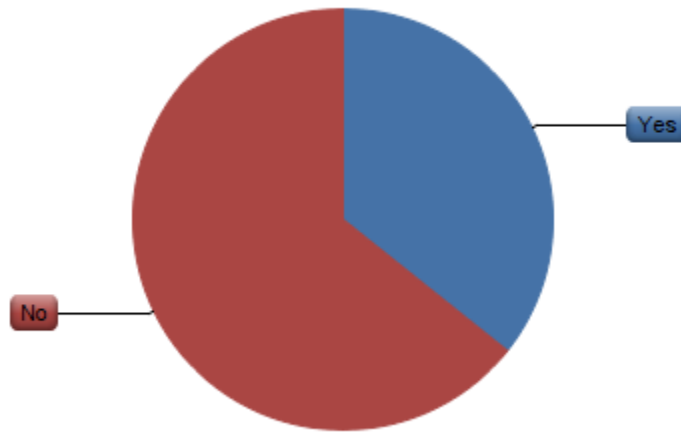
Statistic	Value
Min Value	1
Max Value	5
Mean	3.00
Variance	1.54
Standard Deviation	1.24
Total Responses	14

2. Approximately how many Rowan University College of Education graduates are beginning teachers employed in your setting?(Note: A beginning teacher is defined as having four or fewer years of experience.)

Text Response
2
3
2
3
4
do not know
15
none
1
11
1
one
1
5

Statistic	Value
Total Responses	14

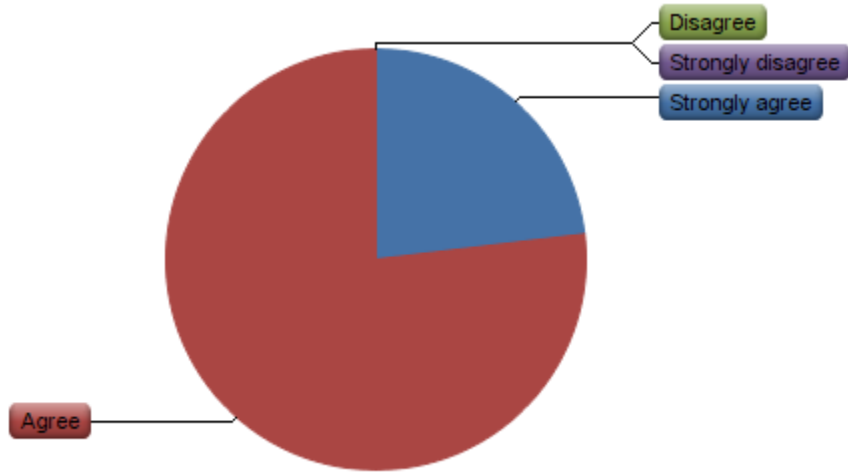
3. Does the national accreditation of Rowan University's College of Education affect your hiring decision?



#	Answer	Response	%
1	Yes	5	36%
2	No	9	64%
	Total	14	100%

Statistic	Value
Min Value	1
Max Value	2
Mean	1.64
Variance	0.25
Standard Deviation	0.50
Total Responses	14

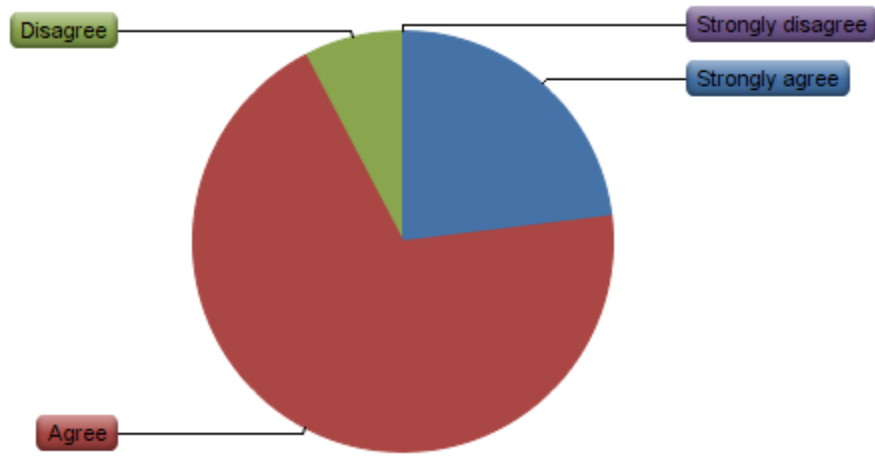
4. Graduates of Rowan's College of Education are knowledgeable in the content area they have been hired to teach.



#	Answer	Response	%
1	Strongly agree	3	23%
2	Agree	10	77%
3	Disagree	0	0%
4	Strongly disagree	0	0%
	Total	13	100%

Statistic	Value
Min Value	1
Max Value	2
Mean	1.77
Variance	0.19
Standard Deviation	0.44
Total Responses	13

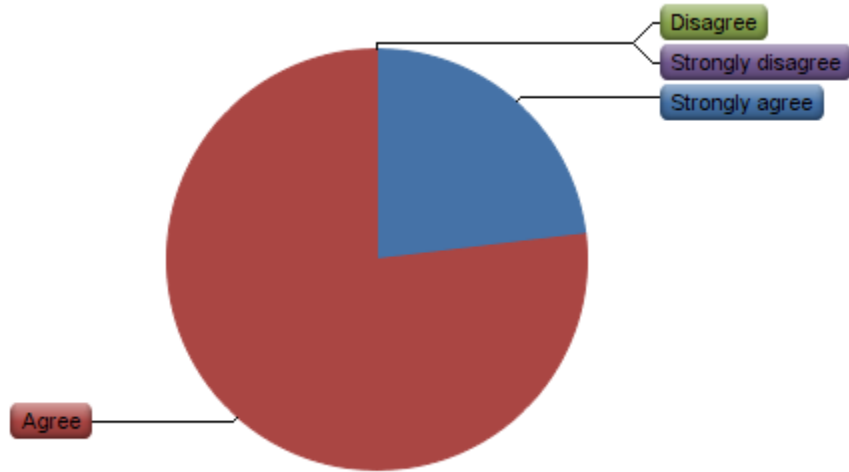
5. Graduates of Rowan's College of Education demonstrate the skills necessary to effectively promote critical thinking.



#	Answer	Response	%
1	Strongly agree	3	23%
2	Agree	9	69%
3	Disagree	1	8%
4	Strongly disagree	0	0%
	Total	13	100%

Statistic	Value
Min Value	1
Max Value	3
Mean	1.85
Variance	0.31
Standard Deviation	0.55
Total Responses	13

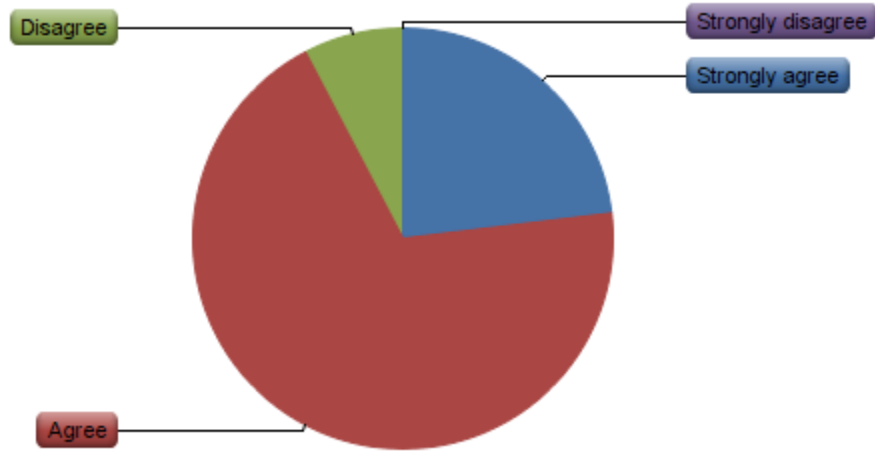
6. Graduates of Rowan's College of Education demonstrate the skills necessary for maintaining a positive learning environment.



#	Answer	Response	%
1	Strongly agree	3	23%
2	Agree	10	77%
3	Disagree	0	0%
4	Strongly disagree	0	0%
	Total	13	100%

Statistic	Value
Min Value	1
Max Value	2
Mean	1.77
Variance	0.19
Standard Deviation	0.44
Total Responses	13

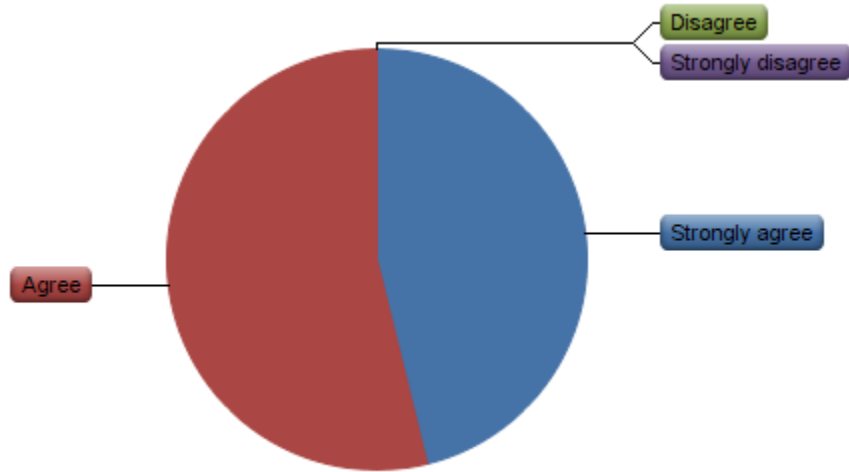
7. Graduates of Rowan's College of Education plan, implement, and modify instructional strategies and assessments to meet the needs of all learners.



#	Answer	Response	%
1	Strongly agree	3	23%
2	Agree	9	69%
3	Disagree	1	8%
4	Strongly disagree	0	0%
	Total	13	100%

Statistic	Value
Min Value	1
Max Value	3
Mean	1.85
Variance	0.31
Standard Deviation	0.55
Total Responses	13

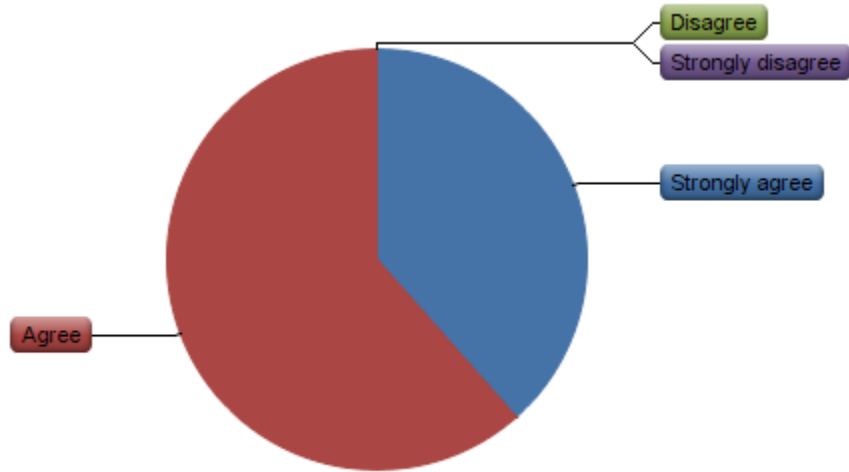
8. Graduates of Rowan's College of Education exhibit appropriate professional dispositions (e.g. integrity, fairness, professional demeanor).



#	Answer	Response	%
1	Strongly agree	6	46%
2	Agree	7	54%
3	Disagree	0	0%
4	Strongly disagree	0	0%
	Total	13	100%

Statistic	Value
Min Value	1
Max Value	2
Mean	1.54
Variance	0.27
Standard Deviation	0.52
Total Responses	13

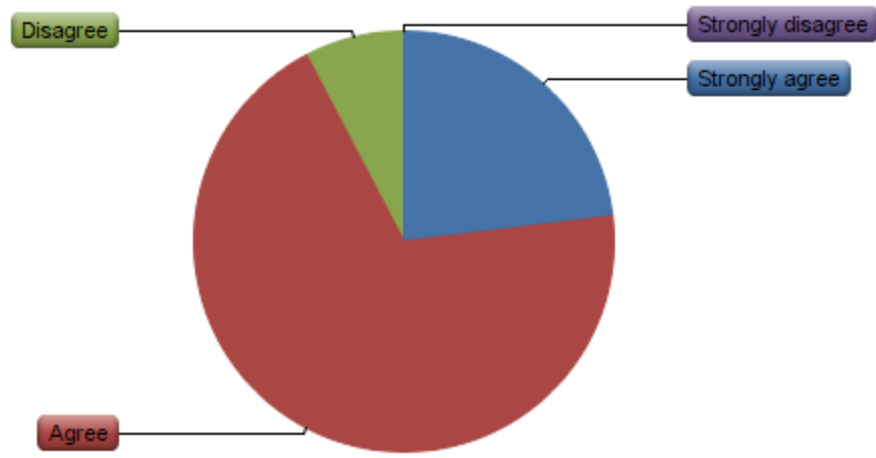
9. Graduates of Rowan's College of Education relate well to all members of the district community (i.e., students, parents/caregivers, colleagues, community members).



#	Answer	Response	%
1	Strongly agree	5	38%
2	Agree	8	62%
3	Disagree	0	0%
4	Strongly disagree	0	0%
	Total	13	100%

Statistic	Value
Min Value	1
Max Value	2
Mean	1.62
Variance	0.26
Standard Deviation	0.51
Total Responses	13

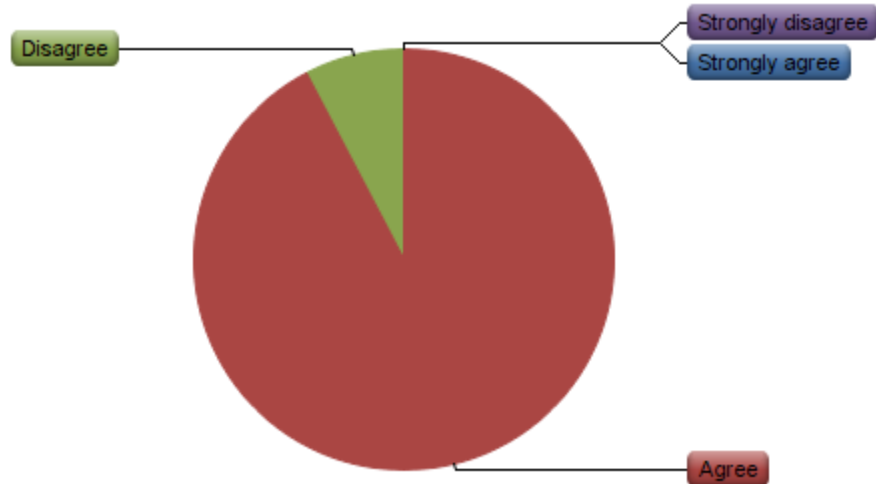
10. Graduates of Rowan's College of Education demonstrate proficiency in the use of available instructional technology.



#	Answer	Response	%
1	Strongly agree	3	23%
2	Agree	9	69%
3	Disagree	1	8%
4	Strongly disagree	0	0%
	Total	13	100%

Statistic	Value
Min Value	1
Max Value	3
Mean	1.85
Variance	0.31
Standard Deviation	0.55
Total Responses	13

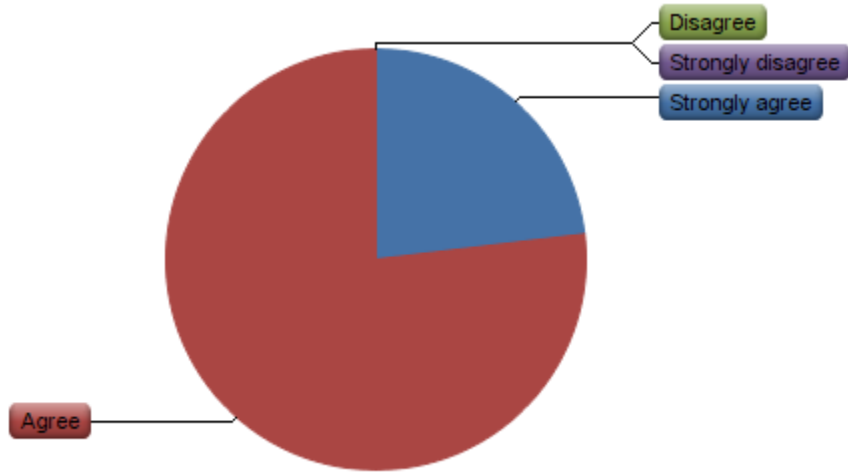
11. Graduates of Rowan's College of Education make instructional decisions based on data gathered from a variety of student performance assessments.



#	Answer	Response	%
1	Strongly agree	0	0%
2	Agree	12	92%
3	Disagree	1	8%
4	Strongly disagree	0	0%
	Total	13	100%

Statistic	Value
Min Value	2
Max Value	3
Mean	2.08
Variance	0.08
Standard Deviation	0.28
Total Responses	13

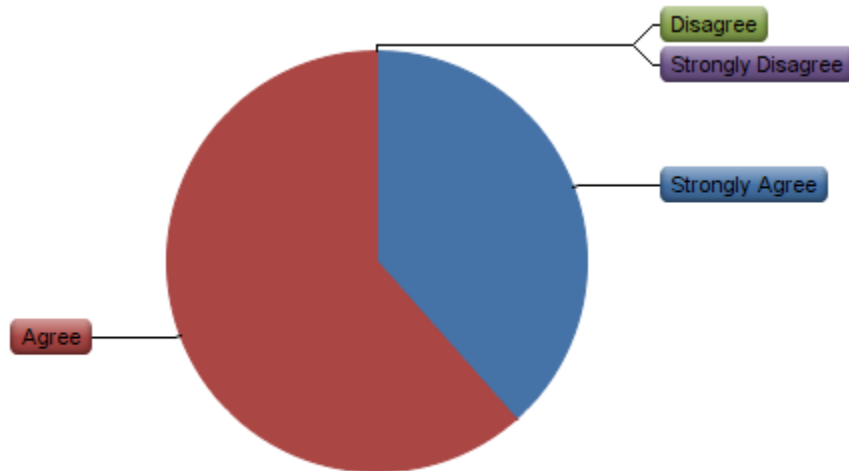
12. Overall, graduates of the Rowan University College of Education are effective educators who contribute to the district and profession.



#	Answer	Response	%
1	Strongly agree	3	23%
2	Agree	10	77%
3	Disagree	0	0%
4	Strongly disagree	0	0%
	Total	13	100%

Statistic	Value
Min Value	1
Max Value	2
Mean	1.77
Variance	0.19
Standard Deviation	0.44
Total Responses	13

13. Graduates of Rowan's College of Education contribute (indirectly or directly) positively to impact student learning.



#	Answer	Response	%
1	Strongly Agree	5	38%
2	Agree	8	62%
6	Disagree	0	0%
7	Strongly Disagree	0	0%
	Total	13	100%

Statistic	Value
Min Value	1
Max Value	2
Mean	1.62
Variance	0.26
Standard Deviation	0.51
Total Responses	13