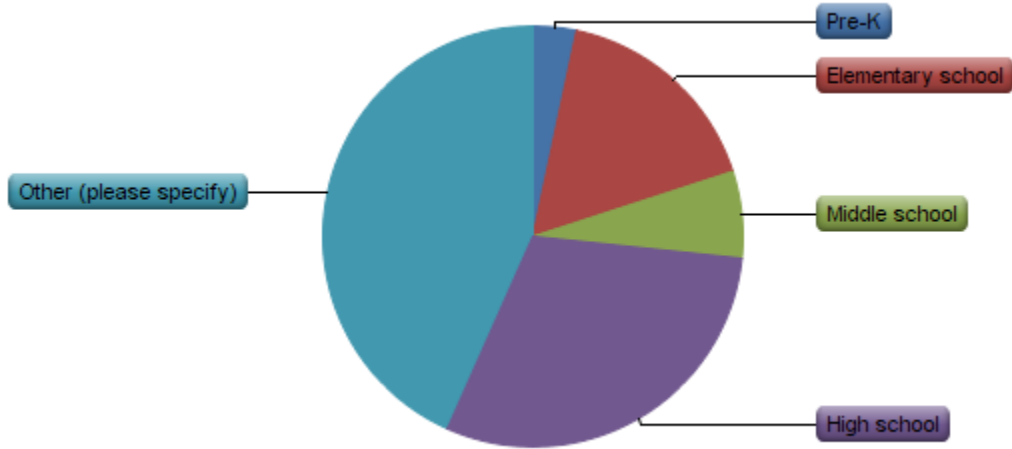


# COE Teacher Education Employer Survey

Fall 2014

## 1. Please describe your setting:



#	Answer	Response	%
1	Pre-K	1	3%
2	Elementary school	5	17%
3	Middle school	2	7%
4	High school	9	30%
5	Other (please specify)	13	43%
	Total	30	100%

Other (please specify)
PreK - 12
Pre-K to 8th grade
K-12
PK-6th
PreK-8
Prek -8
District
Pre-K to 8
PreK-8
PreK-8
both MS & HS
Pre-K-8

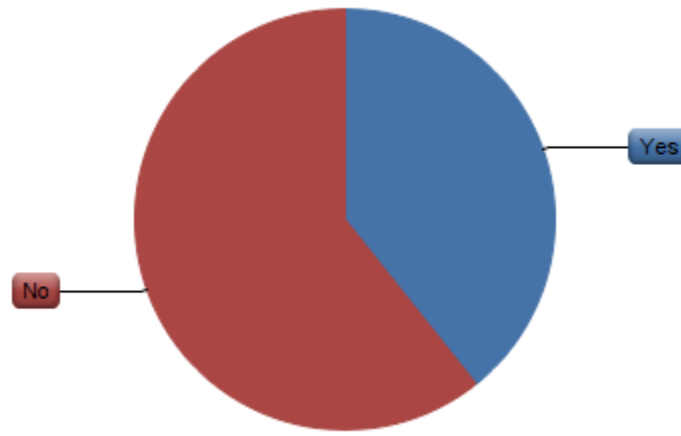
Statistic	Value
Min Value	1
Max Value	5
Mean	3.93
Variance	1.51
Standard Deviation	1.23
Total Responses	30

**2. Approximately how many Rowan University College of Education graduates are beginning teachers employed in your setting?(Note: A beginning teacher is defined as having four or fewer years of experience.)**

Text Response	
1	
2	
1	
12	
2	
3	
9	
12	
2	
2	
5	
1	
2	
3	
5	
5	
5	
15	
0	
4	
3-4	
2	
5-7	
2	
21	
2	
3	
N/A	

Statistic	Value
Total Responses	28

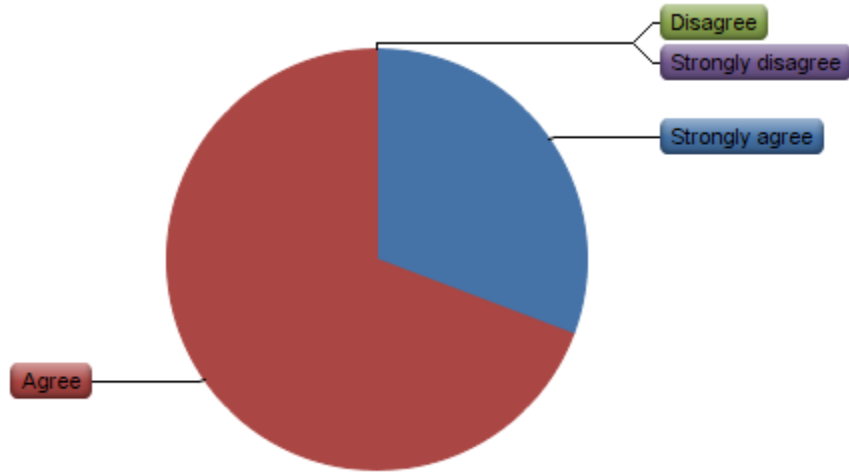
### 3. Does the national accreditation of Rowan University's College of Education affect your hiring decision?



#	Answer	Response	%
1	Yes	11	39%
2	No	17	61%
	Total	28	100%

Statistic	Value
Min Value	1
Max Value	2
Mean	1.61
Variance	0.25
Standard Deviation	0.50
Total Responses	28

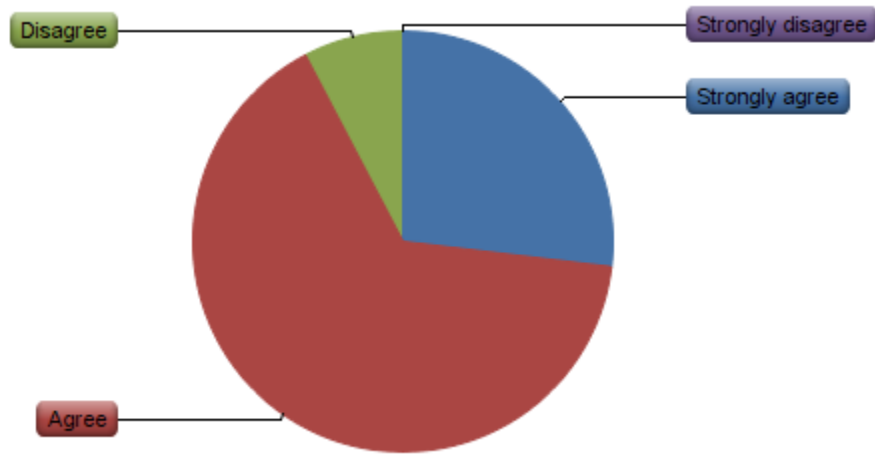
**4. Graduates of Rowan's College of Education are knowledgeable in the content area they have been hired to teach.**



#	Answer	Response	%
1	Strongly agree	8	31%
2	Agree	18	69%
3	Disagree	0	0%
4	Strongly disagree	0	0%
	Total	26	100%

Statistic	Value
Min Value	1
Max Value	2
Mean	1.69
Variance	0.22
Standard Deviation	0.47
Total Responses	26

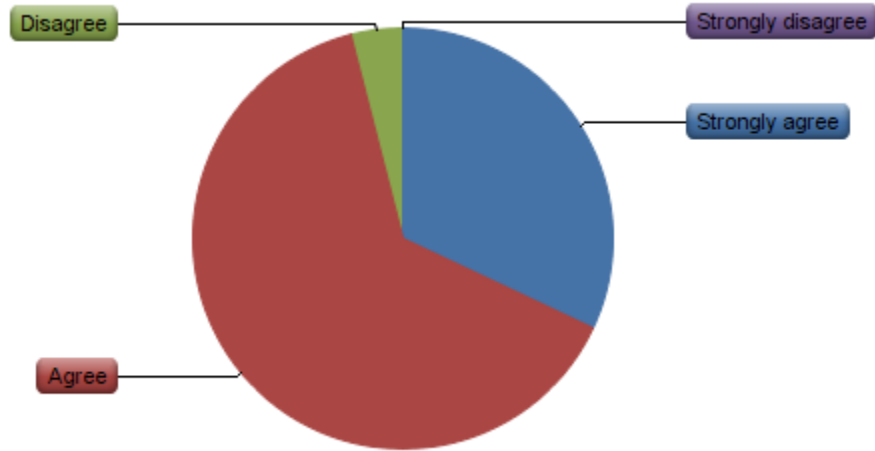
**5. Graduates of Rowan’s College of Education demonstrate the skills necessary to effectively promote critical thinking.**



#	Answer	Response	%
1	Strongly agree	7	27%
2	Agree	17	65%
3	Disagree	2	8%
4	Strongly disagree	0	0%
	Total	26	100%

Statistic	Value
Min Value	1
Max Value	3
Mean	1.81
Variance	0.32
Standard Deviation	0.57
Total Responses	26

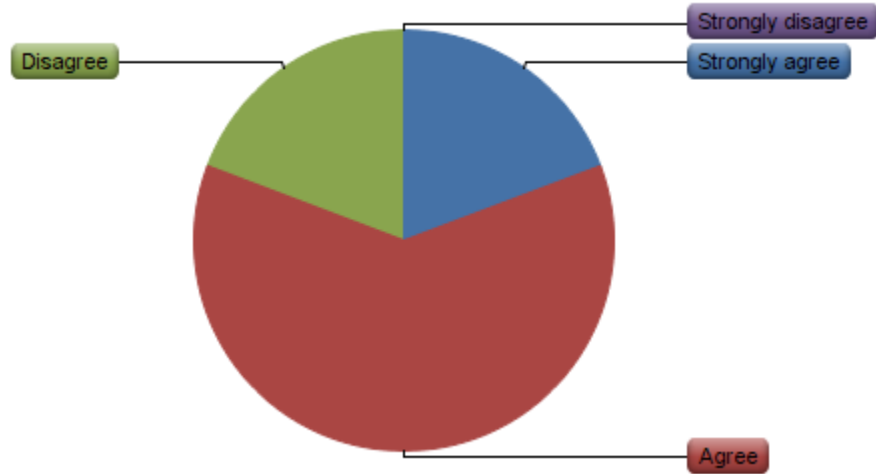
**6. Graduates of Rowan's College of Education demonstrate the skills necessary for maintaining a positive learning environment.**



#	Answer	Response	%
1	Strongly agree	8	32%
2	Agree	16	64%
3	Disagree	1	4%
4	Strongly disagree	0	0%
	Total	25	100%

Statistic	Value
Min Value	1
Max Value	3
Mean	1.72
Variance	0.29
Standard Deviation	0.54
Total Responses	25

**7. Graduates of Rowan's College of Education plan, implement, and modify instructional strategies and assessments to meet the needs of all learners.**

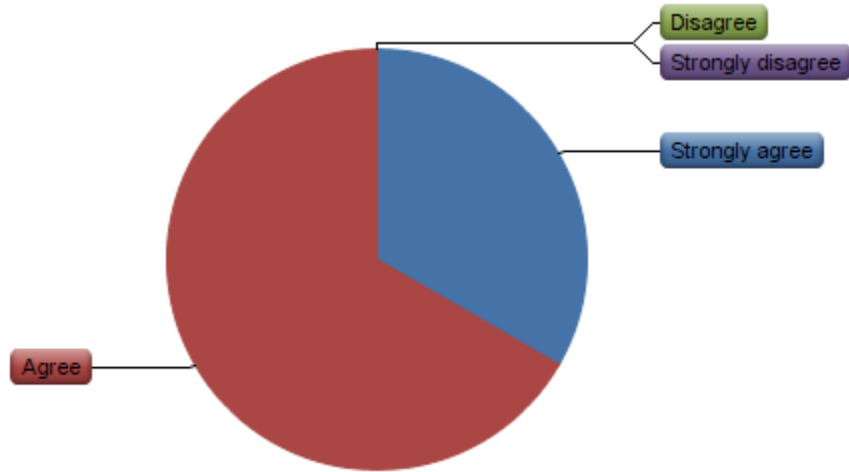


#	Answer	Response	%
1	Strongly agree	5	19%
2	Agree	16	62%
3	Disagree	5	19%
4	Strongly disagree	0	0%
	Total	26	100%

Statistic	Value
Min Value	1
Max Value	3
Mean	2.00
Variance	0.40
Standard Deviation	0.63
Total Responses	26



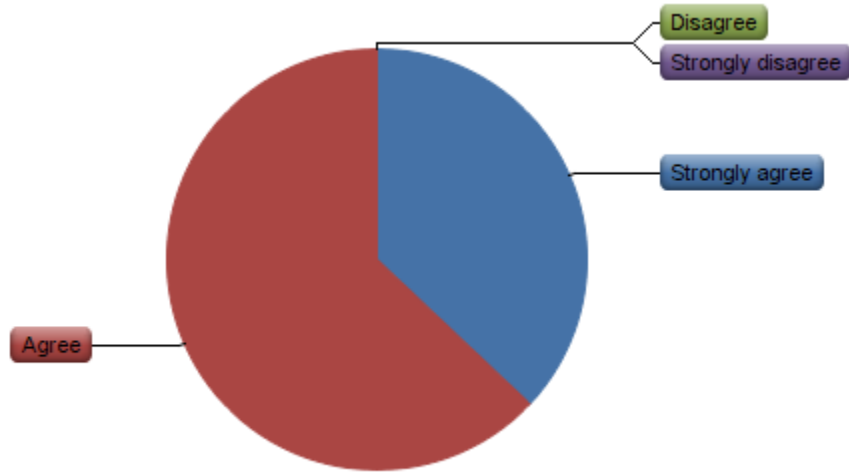
**8. Graduates of Rowan's College of Education exhibit appropriate professional dispositions (e.g. integrity, fairness, professional demeanor).**



#	Answer	Response	%
1	Strongly agree	9	33%
2	Agree	18	67%
3	Disagree	0	0%
4	Strongly disagree	0	0%
	Total	27	100%

Statistic	Value
Min Value	1
Max Value	2
Mean	1.67
Variance	0.23
Standard Deviation	0.48
Total Responses	27

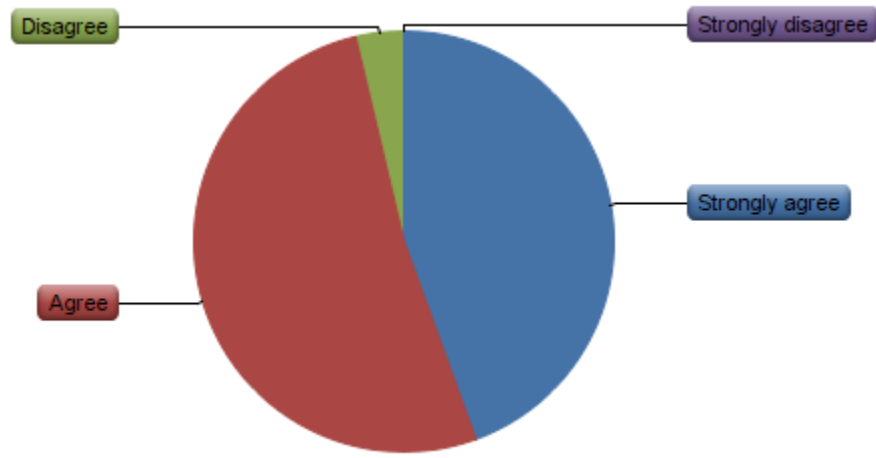
**9. Graduates of Rowan's College of Education relate well to all members of the district community (i.e., students, parents/caregivers, colleagues, community members).**



#	Answer	Response	%
1	Strongly agree	10	37%
2	Agree	17	63%
3	Disagree	0	0%
4	Strongly disagree	0	0%
	Total	27	100%

Statistic	Value
Min Value	1
Max Value	2
Mean	1.63
Variance	0.24
Standard Deviation	0.49
Total Responses	27

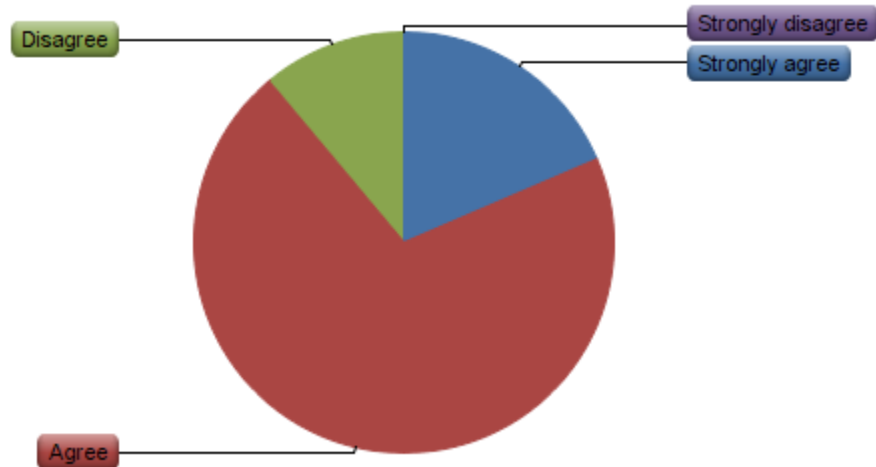
**10. Graduates of Rowan's College of Education demonstrate proficiency in the use of available instructional technology.**



#	Answer	Response	%
1	Strongly agree	12	44%
2	Agree	14	52%
3	Disagree	1	4%
4	Strongly disagree	0	0%
	Total	27	100%

Statistic	Value
Min Value	1
Max Value	3
Mean	1.59
Variance	0.33
Standard Deviation	0.57
Total Responses	27

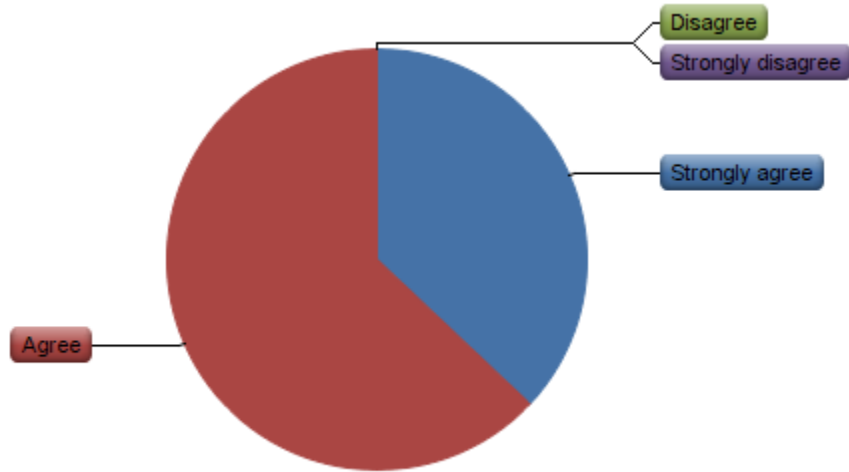
**11. Graduates of Rowan's College of Education make instructional decisions based on data gathered from a variety of student performance assessments.**



#	Answer	Response	%
1	Strongly agree	5	19%
2	Agree	19	70%
3	Disagree	3	11%
4	Strongly disagree	0	0%
	Total	27	100%

Statistic	Value
Min Value	1
Max Value	3
Mean	1.93
Variance	0.30
Standard Deviation	0.55
Total Responses	27

**12. Overall, graduates of the Rowan University College of Education are effective educators who contribute to the district and profession.**



#	Answer	Response	%
1	Strongly agree	10	37%
2	Agree	17	63%
3	Disagree	0	0%
4	Strongly disagree	0	0%
	Total	27	100%

Statistic	Value
Min Value	1
Max Value	2
Mean	1.63
Variance	0.24
Standard Deviation	0.49
Total Responses	27