


**Summary Institution-Level Pass Rate Data: Traditional Teacher Preparation Program Within IHE**


		<b>HEOA - Title II 2015 - 2016 Academic Year</b>				
<b>Institution Name</b>		ROWAN UNIVERSITY				
<b>Institution Code</b>		2515				
<b>State</b>		New Jersey				
		April 6, 2017				
			<b>Statewide</b>			
<b>Group</b>	<b>Number Taking Assessment<sup>1</sup></b>	<b>Number Passing Assessment<sup>2</sup></b>	<b>Institutional Pass Rate</b>	<b>Number Taking Assessment<sup>1</sup></b>	<b>Number Passing Assessment<sup>2</sup></b>	<b>Statewide Pass Rate</b>
All program completers, 2015-16	304	304	100%	2902	2804	97%
All program completers, 2014-15	381	378	99%	3428	3276	96%
All program completers, 2013-14	432	432	100%	3543	3488	98%

Note: In cases where there are less than ten students taking the assessment or license/certificate, the number passing and pass rate are not reported.


<sup>1</sup> Number of completers taking one or more assessments within their area of specialization.

<sup>2</sup> Summary level "Number Taking Assessment" may differ from assessment level "Number Taking Assessment" because each student is counted once at the summary level but may be counted in multiple assessments at the assessment level.

**Single Assessment Institution-Level Pass Rate Data: Traditional Teacher Preparation Program Within IHE**

		<b>HEOA - Title II 2015 - 2016 Academic Year</b>					Statewide <span style="float: right;">April 6, 2017</span>					
<b>Institution Name</b>		ROWAN UNIVERSITY					<b>Number Taking Assessment</b>		<b>Number Passing Assessment</b>		<b>Statewide Pass Rate</b>	<b>Statewide Average Scaled Score</b>
<b>Institution Code</b>		2515					<b>Number Taking Assessment</b>		<b>Number Passing Assessment</b>		<b>Statewide Pass Rate</b>	<b>Statewide Average Scaled Score</b>
<b>State</b>		New Jersey					<b>Number Taking Assessment</b>		<b>Number Passing Assessment</b>		<b>Statewide Pass Rate</b>	<b>Statewide Average Scaled Score</b>
<b>Assessment Information <sup>1</sup></b>		<b>Group</b>	<b>Number Taking Assessment</b>	<b>Number Passing Assessment</b>	<b>Institutional Pass Rate</b>	<b>Institutional Average Scaled Score</b>	<b>Assessment Cut Score <sup>2</sup></b>	<b>Number Taking Assessment</b>	<b>Number Passing Assessment</b>	<b>Statewide Pass Rate</b>	<b>Statewide Average Scaled Score</b>	
<b>ART CONTENT KNOWLEDGE (5134)</b>  Test Company: ETS Score Range: 100-200		All enrolled students who have completed all nonclinical courses, 2015-16						25	21	84%	166	
		Other enrolled students, 2015-16	13	13	100%	173	158	46	35	76%	165	
		All program completers, 2015-16	8				158	55	53	96%	170	
		All program completers, 2014-15	13	13	100%	170	158	84	83	99%	169	
		All program completers, 2013-14	11	11	100%	170	158	85	85	100%	171	
<b>BIOLOGY CONTENT KNOWLEDGE (0235)</b>  Test Company: ETS Score Range: 100-200		All enrolled students who have completed all nonclinical courses, 2015-16						20	17	85%	163	
		Other enrolled students, 2015-16	8				152	49	43	88%	164	
		All program completers, 2015-16	6				152	70	68	97%	166	
		All program completers, 2014-15	7				152	88	88	100%	166	
		All program completers, 2013-14	6				152	72	72	100%	167	
<b>BUSINESS ED CONTENT KNOWLEDGE (5101)</b>  Test Company: ETS Score Range: 100-200		All enrolled students who have completed all nonclinical courses, 2015-16						1				
		Other enrolled students, 2015-16						5				
		All program completers, 2015-16						7				
		All program completers, 2014-15						2				
		All program completers, 2013-14						6				
<b>CHEMISTRY CONTENT KNOWLEDGE (0245)</b>  Test Company: ETS Score Range: 100-200		All enrolled students who have completed all nonclinical courses, 2015-16						6				
		Other enrolled students, 2015-16	4				152	12	9	75%	162	
		All program completers, 2015-16	4				152	18	17	94%	164	
		All program completers, 2014-15						21	19	90%	170	
		All program completers, 2013-14	1					152	17	17	100%	169

**Single Assessment Institution-Level Pass Rate Data: Traditional Teacher Preparation Program Within IHE**

	<b>HEOA - Title II 2015 - 2016 Academic Year</b>
	<b>Institution Name</b>
	<b>Institution Code</b>
	<b>State</b>

ROWAN UNIVERSITY


2515

New Jersey


April 6, 2017

Assessment Information <sup>1</sup>	Group	Number Taking Assessment	Number Passing Assessment	Institutional Pass Rate	Institutional Average Scaled Score	Assessment Cut Score <sup>2</sup>	Statewide			
							Number Taking Assessment	Number Passing Assessment	Statewide Pass Rate	Statewide Average Scaled Score
<b>EARLY CHILDHOOD CONTENT KNOWLEDGE (5022)</b>  Test Company: ETS Score Range: 100-200	All enrolled students who have completed all nonclinical courses, 2015-16						46	45	98%	171
	Other enrolled students, 2015-16	10	10	100%	177	159	160	140	88%	170
	All program completers, 2015-16	23	23	100%	176	159	344	341	99%	172
	All program completers, 2014-15	26	26	100%	176	159	420	413	98%	172
	All program completers, 2013-14	35	35	100%	176	159	436	434	100%	173
<b>EARLY CHILDHOOD EDUCATION (5025)</b>  Test Company: ETS Score Range: 100-200	All enrolled students who have completed all nonclinical courses, 2015-16						79	74	94%	171
	Other enrolled students, 2015-16	30	26	87%	168	156	161	106	66%	160
	All program completers, 2015-16	2				156	58	56	97%	169
	All program completers, 2014-15						1			
	All program completers, 2013-14						1			
<b>EARTH AND SPACE SCIENCES - CK (5571)</b>  Test Company: ETS Score Range: 100-200	All enrolled students who have completed all nonclinical courses, 2015-16						3			
	Other enrolled students, 2015-16						2			
	All program completers, 2015-16						7			
	All program completers, 2014-15						15	15	100%	163
	All program completers, 2013-14						5			
<b>ELEM ED CONTENT KNOWLEDGE (DISCONTINUED) (5014)</b>  Test Company: ETS Score Range: 100-200	All enrolled students who have completed all nonclinical courses, 2015-16						6			
	Other enrolled students, 2015-16						15	8	53%	148
	All program completers, 2015-16	3				141	18	18	100%	163
	All program completers, 2014-15	14	14	100%	158	141	153	152	99%	160
	All program completers, 2013-14	92	92	100%	160	141	716	713	100%	161


**Single Assessment Institution-Level Pass Rate Data: Traditional Teacher Preparation Program Within IHE**

		<b>HEOA - Title II 2015 - 2016 Academic Year</b>					Statewide <span style="float: right;">April 6, 2017</span>				
<b>Institution Name</b>		<b>ROWAN UNIVERSITY</b>									
<b>Institution Code</b>		<b>2515</b>									
<b>State</b>		<b>New Jersey</b>									
<b>Assessment Information <sup>1</sup></b>		<b>Group</b>	<b>Number Taking Assessment</b>	<b>Number Passing Assessment</b>	<b>Institutional Pass Rate</b>	<b>Institutional Average Scaled Score</b>	<b>Assessment Cut Score <sup>2</sup></b>	<b>Number Taking Assessment</b>	<b>Number Passing Assessment</b>	<b>Statewide Pass Rate</b>	<b>Statewide Average Scaled Score</b>
<b>ELEM ED MULTI SUBJ MATHEMATICS (DISC) (5033)</b>  Test Company: ETS Score Range: 100-200	All enrolled students who have completed all nonclinical courses, 2015-16							25	18	72%	168
	Other enrolled students, 2015-16		7				164	100	59	59%	157
	All program completers, 2015-16		40	40	100%	174	164	393	382	97%	174
	All program completers, 2014-15		156	154	99%	174	164	1210	1146	95%	174
	All program completers, 2013-14							8			
<b>ELEM ED MULTI SUBJ MATHEMATICS (5003)</b>  Test Company: ETS Score Range: 100-200	All enrolled students who have completed all nonclinical courses, 2015-16							552	512	93%	174
	Other enrolled students, 2015-16		179	165	92%	174	157	956	820	86%	172
	All program completers, 2015-16		97	97	100%	175	157	969	941	97%	175
	All program completers, 2014-15		5				157	290	256	88%	174
	All program completers, 2013-14										
<b>ELEM ED MULTI SUBJ READING LANG ARTS (DISC) (5032)</b>  Test Company: ETS Score Range: 100-200	All enrolled students who have completed all nonclinical courses, 2015-16							25	22	88%	172
	Other enrolled students, 2015-16		7				165	99	78	79%	170
	All program completers, 2015-16		40	40	100%	180	165	394	386	98%	177
	All program completers, 2014-15		156	156	100%	177	165	1208	1187	98%	177
	All program completers, 2013-14							10	10	100%	170
<b>ELEM ED MULTI SUBJ READING LANG ARTS (5002)</b>  Test Company: ETS Score Range: 100-200	All enrolled students who have completed all nonclinical courses, 2015-16							554	508	92%	168
	Other enrolled students, 2015-16		178	157	88%	167	157	945	796	84%	166
	All program completers, 2015-16		97	97	100%	169	157	971	946	97%	170
	All program completers, 2014-15		4				157	278	253	91%	173
	All program completers, 2013-14							1			

**Single Assessment Institution-Level Pass Rate Data: Traditional Teacher Preparation Program Within IHE**

		<b>HEOA - Title II 2015 - 2016 Academic Year</b>					Statewide <span style="float: right;">April 6, 2017</span>				
Institution Name Institution Code State		ROWAN UNIVERSITY 2515 New Jersey									
Assessment Information <sup>1</sup>		Group	Number Taking Assessment	Number Passing Assessment	Institutional Pass Rate	Institutional Average Scaled Score	Assessment Cut Score <sup>2</sup>	Number Taking Assessment	Number Passing Assessment	Statewide Pass Rate	Statewide Average Scaled Score
<b>ELEM ED MULTI SUBJ SCIENCES (DISC) (5035)</b>  Test Company: ETS Score Range: 100-200	All enrolled students who have completed all nonclinical courses, 2015-16							26	20	77%	163
	Other enrolled students, 2015-16		7				159	100	73	73%	162
	All program completers, 2015-16		40	40	100%	170	159	394	389	99%	170
	All program completers, 2014-15		155	153	99%	168	159	1207	1163	96%	169
	All program completers, 2013-14		101	101	100%	169	159	888	876	99%	172
<b>ELEM ED MULTI SUBJ SCIENCES (5005)</b>  Test Company: ETS Score Range: 100-200	All enrolled students who have completed all nonclinical courses, 2015-16							549	491	89%	167
	Other enrolled students, 2015-16		176	146	83%	165	155	929	736	79%	164
	All program completers, 2015-16		97	97	100%	170	155	968	939	97%	170
	All program completers, 2014-15		6				155	283	259	92%	170
	All program completers, 2013-14							10	9	90%	171
<b>ELEM ED MULTI SUBJ SOCIAL STUDIES (DISC) (5034)</b>  Test Company: ETS Score Range: 100-200	All enrolled students who have completed all nonclinical courses, 2015-16							24	19	79%	162
	Other enrolled students, 2015-16		7				155	102	73	72%	160
	All program completers, 2015-16		41	41	100%	168	155	394	390	99%	166
	All program completers, 2014-15		156	155	99%	165	155	1207	1157	96%	165
	All program completers, 2013-14							11	11	100%	162
<b>ELEM ED MULTI SUBJ SOCIAL STUDIES (5004)</b>  Test Company: ETS Score Range: 100-200	All enrolled students who have completed all nonclinical courses, 2015-16							549	458	83%	164
	Other enrolled students, 2015-16		174	139	80%	163	155	940	661	70%	161
	All program completers, 2015-16		97	97	100%	166	155	969	931	96%	166
	All program completers, 2014-15		8				155	288	253	88%	167
	All program completers, 2013-14							1			


**Single Assessment Institution-Level Pass Rate Data: Traditional Teacher Preparation Program Within IHE**

	<b>HEOA - Title II 2015 - 2016 Academic Year</b>	
	<b>Institution Name</b>	ROWAN UNIVERSITY
	<b>Institution Code</b>	2515
	<b>State</b>	New Jersey


April 6, 2017

Assessment Information <sup>1</sup>	Group	Number Taking Assessment	Number Passing Assessment	Institutional Pass Rate	Institutional Average Scaled Score	Assessment Cut Score <sup>2</sup>	Statewide			
							Number Taking Assessment	Number Passing Assessment	Statewide Pass Rate	Statewide Average Scaled Score
<b>ENG LANG LIT COMP CONTENT KNOWLEDGE (DISC) (0041)</b>  Test Company: ETS Score Range: 100-200	All enrolled students who have completed all nonclinical courses, 2015-16						1			
	Other enrolled students, 2015-16						3			
	All program completers, 2015-16						1			
	All program completers, 2014-15	8				162	47	45	96%	177
	All program completers, 2013-14	15	15	100%	179	162	246	241	98%	175
<b>ENGLISH LANGUAGE ARTS: CK (5038)</b>  Test Company: ETS Score Range: 100-200	All enrolled students who have completed all nonclinical courses, 2015-16						88	81	92%	177
	Other enrolled students, 2015-16	32	32	100%	177	167	164	142	87%	176
	All program completers, 2015-16	20	20	100%	181	167	239	236	99%	178
	All program completers, 2014-15	16	16	100%	181	167	244	241	99%	177
	All program completers, 2013-14	1				167	74	68	92%	178
<b>FRENCH WORLD LANGUAGE (5174)</b>  Test Company: ETS Score Range: 100-200	All enrolled students who have completed all nonclinical courses, 2015-16						2			
	Other enrolled students, 2015-16						2			
	All program completers, 2015-16						6			
	All program completers, 2014-15						10	9	90%	178
	All program completers, 2013-14						7			
<b>GENERAL SCI CONTENT KNOWLEDGE (0435)</b>  Test Company: ETS Score Range: 100-200	All enrolled students who have completed all nonclinical courses, 2015-16						30	27	90%	167
	Other enrolled students, 2015-16	21	20	95%	164	152	70	62	89%	164
	All program completers, 2015-16	13	13	100%	173	152	118	116	98%	168
	All program completers, 2014-15	9				152	135	133	99%	167
	All program completers, 2013-14	11	11	100%	162	152	116	113	97%	167

**Single Assessment Institution-Level Pass Rate Data: Traditional Teacher Preparation Program Within IHE**

		<b>HEOA - Title II 2015 - 2016 Academic Year</b>					Statewide <span style="float: right;">April 6, 2017</span>				
<b>Institution Name</b>		<b>ROWAN UNIVERSITY</b>									
<b>Institution Code</b>		<b>2515</b>									
<b>State</b>		<b>New Jersey</b>									
<b>Assessment Information <sup>1</sup></b>		<b>Group</b>	<b>Number Taking Assessment</b>	<b>Number Passing Assessment</b>	<b>Institutional Pass Rate</b>	<b>Institutional Average Scaled Score</b>	<b>Assessment Cut Score <sup>2</sup></b>	<b>Number Taking Assessment</b>	<b>Number Passing Assessment</b>	<b>Statewide Pass Rate</b>	<b>Statewide Average Scaled Score</b>
<b>GERMAN WORLD LANGUAGE (5183)</b>  Test Company: ETS Score Range: 100-200	All enrolled students who have completed all nonclinical courses, 2015-16										
	Other enrolled students, 2015-16										
	All program completers, 2015-16							2			
	All program completers, 2014-15							1			
	All program completers, 2013-14							1			
<b>HEALTH AND PE (DISC) (5856)</b>  Test Company: ETS Score Range: 100-200	All enrolled students who have completed all nonclinical courses, 2015-16										
	Other enrolled students, 2015-16		2				151	5			
	All program completers, 2015-16		5				151	16	16	100%	159
	All program completers, 2014-15		57	57	100%	162	151	226	225	100%	161
	All program completers, 2013-14		74	74	100%	163	151	315	314	100%	161
<b>HEALTH AND PE (5857)</b>  Test Company: ETS Score Range: 100-200	All enrolled students who have completed all nonclinical courses, 2015-16							63	44	70%	164
	Other enrolled students, 2015-16		50	37	74%	166	160	113	91	81%	166
	All program completers, 2015-16		24	24	100%	170	160	152	147	97%	168
	All program completers, 2014-15		6				160	55	53	96%	166
	All program completers, 2013-14		1				160	3			
<b>MARKETING EDUCATION (5561)</b>  Test Company: ETS Score Range: 100-200	All enrolled students who have completed all nonclinical courses, 2015-16										
	Other enrolled students, 2015-16							4			
	All program completers, 2015-16										
	All program completers, 2014-15							1			
	All program completers, 2013-14										

**Single Assessment Institution-Level Pass Rate Data: Traditional Teacher Preparation Program Within IHE**


	<b>HEOA - Title II 2015 - 2016 Academic Year</b>	
	<b>Institution Name</b>	ROWAN UNIVERSITY
	<b>Institution Code</b>	2515
	<b>State</b>	New Jersey

April 6, 2017

Assessment Information <sup>1</sup>	Group	Number Taking Assessment	Number Passing Assessment	Institutional Pass Rate	Institutional Average Scaled Score	Assessment Cut Score <sup>2</sup>	Statewide			
							Number Taking Assessment	Number Passing Assessment	Statewide Pass Rate	Statewide Average Scaled Score
<b>MATHEMATICS CONTENT KNOWLEDGE (DISC) (0061)</b>  Test Company: ETS Score Range: 100-200	All enrolled students who have completed all nonclinical courses, 2015-16									
	Other enrolled students, 2015-16						2			
	All program completers, 2015-16						4			
	All program completers, 2014-15	6				137	30	30	100%	156
	All program completers, 2013-14	36	36	100%	148	137	194	194	100%	153
<b>MATHEMATICS CONTENT KNOWLEDGE (5161)</b>  Test Company: ETS Score Range: 100-200	All enrolled students who have completed all nonclinical courses, 2015-16						92	55	60%	160
	Other enrolled students, 2015-16	31	16	52%	158	160	142	67	47%	157
	All program completers, 2015-16	18	18	100%	168	160	149	144	97%	169
	All program completers, 2014-15	20	20	100%	169	160	152	144	95%	169
	All program completers, 2013-14	1				160	35	27	77%	169
<b>MIDDLE SCHOOL ENG LANG ARTS (DISCONTINUED) (5049)</b>  Test Company: ETS Score Range: 100-200	All enrolled students who have completed all nonclinical courses, 2015-16									
	Other enrolled students, 2015-16									
	All program completers, 2015-16									
	All program completers, 2014-15						5			
	All program completers, 2013-14						36	36	100%	172
<b>MIDDLE SCHOOL ENG LANG ARTS (5047)</b>  Test Company: ETS Score Range: 100-200	All enrolled students who have completed all nonclinical courses, 2015-16						10	3	30%	157
	Other enrolled students, 2015-16						3			
	All program completers, 2015-16						29	27	93%	168
	All program completers, 2014-15						23	19	83%	168
	All program completers, 2013-14						15	7	47%	162



**Single Assessment Institution-Level Pass Rate Data: Traditional Teacher Preparation Program Within IHE**


	<b>HEOA - Title II 2015 - 2016 Academic Year</b>
	<b>Institution Name</b>
	<b>Institution Code</b>
	<b>State</b>

**ROWAN UNIVERSITY**  
**2515**  
**New Jersey**

April 6, 2017

Assessment Information <sup>1</sup>	Group	Number Taking Assessment	Number Passing Assessment	Institutional Pass Rate	Institutional Average Scaled Score	Assessment Cut Score <sup>2</sup>	Statewide			
							Number Taking Assessment	Number Passing Assessment	Statewide Pass Rate	Statewide Average Scaled Score
<b>MIDDLE SCHOOL MATHEMATICS (DISCONTINUED) (0069)</b>  Test Company: ETS Score Range: 100-200	All enrolled students who have completed all nonclinical courses, 2015-16									
	Other enrolled students, 2015-16						1			
	All program completers, 2015-16						1			
	All program completers, 2014-15						3			
	All program completers, 2013-14						46	45	98%	167
<b>MIDDLE SCHOOL MATHEMATICS (5169)</b>  Test Company: ETS Score Range: 100-200	All enrolled students who have completed all nonclinical courses, 2015-16						7			
	Other enrolled students, 2015-16						10	7	70%	170
	All program completers, 2015-16						36	35	97%	172
	All program completers, 2014-15						32	31	97%	178
	All program completers, 2013-14						20	19	95%	171
<b>MIDDLE SCHOOL SCIENCE (DISCONTINUED) (0439)</b>  Test Company: ETS Score Range: 100-200	All enrolled students who have completed all nonclinical courses, 2015-16									
	Other enrolled students, 2015-16									
	All program completers, 2015-16						1			
	All program completers, 2014-15						14	14	100%	157
	All program completers, 2013-14						44	42	95%	156
<b>MIDDLE SCHOOL SCIENCE (5440)</b>  Test Company: ETS Score Range: 100-200	All enrolled students who have completed all nonclinical courses, 2015-16						11	6	55%	149
	Other enrolled students, 2015-16						6			
	All program completers, 2015-16						19	19	100%	160
	All program completers, 2014-15						11	9	82%	162
	All program completers, 2013-14						3			


**Single Assessment Institution-Level Pass Rate Data: Traditional Teacher Preparation Program Within IHE**

	<b>HEOA - Title II 2015 - 2016 Academic Year</b>	
	<b>Institution Name</b>	ROWAN UNIVERSITY
	<b>Institution Code</b>	2515
	<b>State</b>	New Jersey

April 6, 2017

Assessment Information <sup>1</sup>	Group	Number Taking Assessment	Number Passing Assessment	Institutional Pass Rate	Institutional Average Scaled Score	Assessment Cut Score <sup>2</sup>	Statewide			
							Number Taking Assessment	Number Passing Assessment	Statewide Pass Rate	Statewide Average Scaled Score
<b>MIDDLE SCHOOL SOCIAL STUDIES (5089)</b>  Test Company: ETS Score Range: 100-200	All enrolled students who have completed all nonclinical courses, 2015-16						8			
	Other enrolled students, 2015-16						3			
	All program completers, 2015-16						13	13	100%	169
	All program completers, 2014-15						18	18	100%	167
	All program completers, 2013-14						23	23	100%	170
<b>MUSIC CONTENT KNOWLEDGE (0113)</b>  Test Company: ETS Score Range: 100-200	All enrolled students who have completed all nonclinical courses, 2015-16						17	17	100%	168
	Other enrolled students, 2015-16	17	17	100%	166	153	62	59	95%	167
	All program completers, 2015-16	19	19	100%	170	153	138	136	99%	170
	All program completers, 2014-15	21	21	100%	170	153	179	178	99%	169
	All program completers, 2013-14	21	21	100%	169	153	156	155	99%	169
<b>PHYSICAL ED CONTENT KNOWLEDGE (5091)</b>  Test Company: ETS Score Range: 100-200	All enrolled students who have completed all nonclinical courses, 2015-16									
	Other enrolled students, 2015-16									
	All program completers, 2015-16						6			
	All program completers, 2014-15						10	10	100%	158
	All program completers, 2013-14						7			
<b>PHYSICS CONTENT KNOWLEDGE (5265)</b>  Test Company: ETS Score Range: 100-200	All enrolled students who have completed all nonclinical courses, 2015-16						3			
	Other enrolled students, 2015-16	9				141	10	10	100%	162
	All program completers, 2015-16	4				141	25	24	96%	161
	All program completers, 2014-15	2				141	13	13	100%	158
	All program completers, 2013-14	4				141	22	22	100%	157


**Single Assessment Institution-Level Pass Rate Data: Traditional Teacher Preparation Program Within IHE**

	<b>HEOA - Title II 2015 - 2016 Academic Year</b>	
	<b>Institution Name</b>	ROWAN UNIVERSITY
	<b>Institution Code</b>	2515
	<b>State</b>	New Jersey


April 6, 2017

Assessment Information <sup>1</sup>	Group	Number Taking Assessment	Number Passing Assessment	Institutional Pass Rate	Institutional Average Scaled Score	Assessment Cut Score <sup>2</sup>	Statewide			
							Number Taking Assessment	Number Passing Assessment	Statewide Pass Rate	Statewide Average Scaled Score
<b>PRAXIS I MATHEMATICS (DISCONTINUED) (0730)</b>  Test Company: ETS Score Range: 150-190	All enrolled students who have completed all nonclinical courses, 2015-16									
	Other enrolled students, 2015-16						6			
	All program completers, 2015-16									
	All program completers, 2014-15									
	All program completers, 2013-14									
<b>PRAXIS I READING (DISCONTINUED) (0710)</b>  Test Company: ETS Score Range: 150-190	All enrolled students who have completed all nonclinical courses, 2015-16									
	Other enrolled students, 2015-16						6			
	All program completers, 2015-16									
	All program completers, 2014-15									
	All program completers, 2013-14									
<b>PRAXIS I WRITING (DISCONTINUED) (0720)</b>  Test Company: ETS Score Range: 150-190	All enrolled students who have completed all nonclinical courses, 2015-16									
	Other enrolled students, 2015-16						6			
	All program completers, 2015-16									
	All program completers, 2014-15									
	All program completers, 2013-14									
<b>SOCIAL STUDIES CONTENT KNOWLEDGE (0081)</b>  Test Company: ETS Score Range: 100-200	All enrolled students who have completed all nonclinical courses, 2015-16						80	64	80%	163
	Other enrolled students, 2015-16	37	27	73%	159	157	166	115	69%	162
	All program completers, 2015-16	26	26	100%	165	157	237	229	97%	166
	All program completers, 2014-15	25	25	100%	166	157	299	288	96%	166
	All program completers, 2013-14	29	29	100%	167	157	307	297	97%	168

Single Assessment Institution-Level Pass Rate Data: *Traditional Teacher Preparation Program Within IHE*

		<b>HEOA - Title II 2015 - 2016 Academic Year</b>					Statewide <span style="float: right;">April 6, 2017</span>				
Institution Name		ROWAN UNIVERSITY									
Institution Code		2515									
State		New Jersey									
Assessment Information <sup>1</sup>		Group	Number Taking Assessment	Number Passing Assessment	Institutional Pass Rate	Institutional Average Scaled Score	Assessment Cut Score <sup>2</sup>	Number Taking Assessment	Number Passing Assessment	Statewide Pass Rate	Statewide Average Scaled Score
<b>SPANISH WORLD LANGUAGE (5195)</b>  Test Company: ETS Score Range: 100-200	All enrolled students who have completed all nonclinical courses, 2015-16							13	10	77%	175
	Other enrolled students, 2015-16		4				168	42	32	76%	175
	All program completers, 2015-16		2				168	41	40	98%	180
	All program completers, 2014-15		1				168	46	45	98%	179
	All program completers, 2013-14		3				168	50	50	100%	179
<b>TECHNOLOGY EDUCATION (5051)</b>  Test Company: ETS Score Range: 100-200	All enrolled students who have completed all nonclinical courses, 2015-16							3			
	Other enrolled students, 2015-16							5			
	All program completers, 2015-16							11	10	91%	180
	All program completers, 2014-15							7			
	All program completers, 2013-14							6			
<b>THEATRE (5641)</b>  Test Company: ETS Score Range: 100-200	All enrolled students who have completed all nonclinical courses, 2015-16							1			
	Other enrolled students, 2015-16		1				153	5			
	All program completers, 2015-16		3				153	6			
	All program completers, 2014-15		2				153	7			
	All program completers, 2013-14		1				153	4			
<b>OPI ARABIC (ACT1001)</b>  Test Company: ACTFL* Score Range: 1-10	All enrolled students who have completed all nonclinical courses, 2015-16										
	Other enrolled students, 2015-16							1			
	All program completers, 2015-16										
	All program completers, 2014-15										
	All program completers, 2013-14										


**Single Assessment Institution-Level Pass Rate Data: Traditional Teacher Preparation Program Within IHE**

	<b>HEOA - Title II 2015 - 2016 Academic Year</b>	
	<b>Institution Name</b>	ROWAN UNIVERSITY
	<b>Institution Code</b>	2515
	<b>State</b>	New Jersey

April 6, 2017

Assessment Information <sup>1</sup>	Group	Number Taking Assessment	Number Passing Assessment	Institutional Pass Rate	Institutional Average Scaled Score	Assessment Cut Score <sup>2</sup>	Statewide			
							Number Taking Assessment	Number Passing Assessment	Statewide Pass Rate	Statewide Average Scaled Score
<b>OPI FRENCH (ACT1006)</b>  Test Company: ACTFL* Score Range: 1-10	All enrolled students who have completed all nonclinical courses, 2015-16						1			
	Other enrolled students, 2015-16						2			
	All program completers, 2015-16						6			
	All program completers, 2014-15						9			
	All program completers, 2013-14						6			
<b>OPI GERMAN (ACT1007)</b>  Test Company: ACTFL* Score Range: 1-10	All enrolled students who have completed all nonclinical courses, 2015-16									
	Other enrolled students, 2015-16						1			
	All program completers, 2015-16						1			
	All program completers, 2014-15						1			
	All program completers, 2013-14						1			
<b>OPI ITALIAN (ACT1010)</b>  Test Company: ACTFL* Score Range: 1-10	All enrolled students who have completed all nonclinical courses, 2015-16									
	Other enrolled students, 2015-16						1			
	All program completers, 2015-16						1			
	All program completers, 2014-15						2			
	All program completers, 2013-14						1			
<b>OPI MANDARIN (ACT1013)</b>  Test Company: ACTFL* Score Range: 1-10	All enrolled students who have completed all nonclinical courses, 2015-16									
	Other enrolled students, 2015-16						3			
	All program completers, 2015-16						2			
	All program completers, 2014-15						6			
	All program completers, 2013-14						1			

**Single Assessment Institution-Level Pass Rate Data: Traditional Teacher Preparation Program Within IHE**

	<b>HEOA - Title II 2015 - 2016 Academic Year</b>
	<b>Institution Name</b> ROWAN UNIVERSITY
	<b>Institution Code</b> 2515
	<b>State</b> New Jersey

April 6, 2017

Assessment Information <sup>1</sup>	Group	Number Taking Assessment	Number Passing Assessment	Institutional Pass Rate	Institutional Average Scaled Score	Assessment Cut Score <sup>2</sup>	Statewide			
							Number Taking Assessment	Number Passing Assessment	Statewide Pass Rate	Statewide Average Scaled Score
<i>OPI SPANISH (ACT1018)</i>  Test Company: ACTFL* Score Range: 1-10	All enrolled students who have completed all nonclinical courses, 2015-16						8			
	Other enrolled students, 2015-16						40	36	90%	8
	All program completers, 2015-16						34	33	97%	8
	All program completers, 2014-15	1				7	46	42	91%	8
	All program completers, 2013-14	3				7	43	41	95%	8

Note: In cases where there are less than ten students taking the assessment or license/certificate, the number passing and pass rate are not reported.

<sup>1</sup>Tests with multiple delivery options (computer, paper, etc.) will be noted with the assessment code for one format only.

<sup>2</sup>Cut scores may vary for groups depending upon when the cut scores are established by the state and when each group completed their teacher certification or licensure assessment.

\*Questions regarding tests listed by this testing company must be addressed to your state Title II Coordinator.