


Summary Institution-Level Pass Rate Data: *Traditional Teacher Preparation Program Within IHE*


		<p align="center">HEOA - Title II 2014 - 2015 Academic Year</p>				
Institution Name		ROWAN UNIVERSITY				
Institution Code		2515				
State		New Jersey				
<i>April 15, 2016</i>						
				Statewide		
<i>Group</i>	<i>Number Taking Assessment¹</i>	<i>Number Passing Assessment²</i>	<i>Institutional Pass Rate</i>	<i>Number Taking Assessment¹</i>	<i>Number Passing Assessment²</i>	<i>Statewide Pass Rate</i>
All program completers, 2014-15	380	377	99%	3414	3257	95%
All program completers, 2013-14	432	432	100%	3542	3485	98%
All program completers, 2012-13	498	498	100%	4002	3965	99%

Note: In cases where there are less than ten students taking the assessment or license/certificate, the number passing and pass rate are not reported.


¹ Number of completers taking one or more assessments within their area of specialization.

² Summary level "Number Taking Assessment" may differ from assessment level "Number Taking Assessment" because each student is counted once at the summary level but may be counted in multiple assessments at the assessment level.

Single Assessment Institution-Level Pass Rate Data: *Traditional Teacher Preparation Program Within IHE*


		HEOA - Title II 2014 - 2015 Academic Year										
Institution Name		ROWAN UNIVERSITY										
Institution Code		2515										
State		New Jersey										
							April 15, 2016					
Assessment Information ¹		Group		Number Taking Assessment	Number Passing Assessment	Institutional Pass Rate	Institutional Average Scaled Score	Assessment Cut Score ²	Statewide			
									Number Taking Assessment	Number Passing Assessment	Statewide Pass Rate	Statewide Average Scaled Score
ART CONTENT KNOWLEDGE (5134) Test Company: ETS Score Range: 100-200		All enrolled students who have completed all nonclinical courses, 2014-15							29	24	83%	168
		Other enrolled students, 2014-15		13	11	85%	166	158	46	33	72%	161
		All program completers, 2014-15		13	13	100%	170	158	84	83	99%	169
		All program completers, 2013-14		11	11	100%	170	158	85	85	100%	171
		All program completers, 2012-13		11	11	100%	168	158	83	83	100%	169
BIOLOGY CONTENT KNOWLEDGE (0235) Test Company: ETS Score Range: 100-200		All enrolled students who have completed all nonclinical courses, 2014-15							28	24	86%	160
		Other enrolled students, 2014-15		6				152	39	31	79%	161
		All program completers, 2014-15		7				152	88	88	100%	166
		All program completers, 2013-14		6				152	72	72	100%	167
		All program completers, 2012-13		5				152	70	69	99%	168
BUSINESS ED CONTENT KNOWLEDGE (5101) Test Company: ETS Score Range: 100-200		All enrolled students who have completed all nonclinical courses, 2014-15							4			
		Other enrolled students, 2014-15							2			
		All program completers, 2014-15							2			
		All program completers, 2013-14							6			
		All program completers, 2012-13							3			
CHEMISTRY CONTENT KNOWLEDGE (0245) Test Company: ETS Score Range: 100-200		All enrolled students who have completed all nonclinical courses, 2014-15							7			
		Other enrolled students, 2014-15		6				152	11	9	82%	165
		All program completers, 2014-15							21	19	90%	170
		All program completers, 2013-14		1				152	17	17	100%	169
		All program completers, 2012-13		2				152	14	13	93%	167

Single Assessment Institution-Level Pass Rate Data: *Traditional Teacher Preparation Program Within IHE*

		HEOA - Title II 2014 - 2015 Academic Year									
Institution Name		ROWAN UNIVERSITY									
Institution Code		2515									
State		New Jersey									
							Statewide				
Assessment Information ¹	Group	Number Taking Assessment	Number Passing Assessment	Institutional Pass Rate	Institutional Average Scaled Score	Assessment Cut Score ²	Number Taking Assessment	Number Passing Assessment	Statewide Pass Rate	Statewide Average Scaled Score	
EARLY CHILDHOOD CONTENT KNOWLEDGE (5022) Test Company: ETS Score Range: 100-200	All enrolled students who have completed all nonclinical courses, 2014-15						173	165	95%	171	
	Other enrolled students, 2014-15	32	32	100%	176	159	299	252	84%	168	
	All program completers, 2014-15	26	26	100%	176	159	421	413	98%	172	
	All program completers, 2013-14	35	35	100%	176	159	436	434	100%	173	
	All program completers, 2012-13	30	30	100%	177	159	424	421	99%	173	
EARTH AND SPACE SCIENCES - CK (5571) Test Company: ETS Score Range: 100-200	All enrolled students who have completed all nonclinical courses, 2014-15						4				
	Other enrolled students, 2014-15						3				
	All program completers, 2014-15						15	15	100%	163	
	All program completers, 2013-14						5				
	All program completers, 2012-13						14	14	100%	165	
ELEM ED CONTENT KNOWLEDGE (DISCONTINUED) (5014) Test Company: ETS Score Range: 100-200	All enrolled students who have completed all nonclinical courses, 2014-15						17	14	82%	156	
	Other enrolled students, 2014-15	1				141	54	34	63%	150	
	All program completers, 2014-15	14	14	100%	158	141	154	153	99%	160	
	All program completers, 2013-14	92	92	100%	160	141	716	713	100%	161	
	All program completers, 2012-13	223	223	100%	163	141	1845	1839	100%	163	
ELEM ED MULTI SUBJ MATHEMATICS (DISC) (5033) Test Company: ETS Score Range: 100-200	All enrolled students who have completed all nonclinical courses, 2014-15						305	217	71%	165	
	Other enrolled students, 2014-15	64	51	80%	168	164	467	281	60%	161	
	All program completers, 2014-15	156	154	99%	174	164	1210	1146	95%	174	
	All program completers, 2013-14						8				
	All program completers, 2012-13						3				


April 15, 2016

Single Assessment Institution-Level Pass Rate Data: Traditional Teacher Preparation Program Within IHE


		HEOA - Title II 2014 - 2015 Academic Year								
Institution Name		ROWAN UNIVERSITY								
Institution Code		2515								
State		New Jersey								
							Statewide			
Assessment Information ¹	Group	Number Taking Assessment	Number Passing Assessment	Institutional Pass Rate	Institutional Average Scaled Score	Assessment Cut Score ²	Number Taking Assessment	Number Passing Assessment	Statewide Pass Rate	Statewide Average Scaled Score
ELEM ED MULTI SUBJ MATHEMATICS (5003) Test Company: ETS Score Range: 100-200	All enrolled students who have completed all nonclinical courses, 2014-15						383	338	88%	171
	Other enrolled students, 2014-15	129	112	87%	171	157	721	581	81%	170
	All program completers, 2014-15	5				157	271	238	88%	174
	All program completers, 2013-14									
	All program completers, 2012-13						1			
ELEM ED MULTI SUBJ READING LANG ARTS (DISC) (5032) Test Company: ETS Score Range: 100-200	All enrolled students who have completed all nonclinical courses, 2014-15						302	246	81%	172
	Other enrolled students, 2014-15	64	55	86%	176	165	456	357	78%	171
	All program completers, 2014-15	156	156	100%	177	165	1208	1187	98%	177
	All program completers, 2013-14						10	10	100%	170
	All program completers, 2012-13						6			
ELEM ED MULTI SUBJ READING LANG ARTS (5002) Test Company: ETS Score Range: 100-200	All enrolled students who have completed all nonclinical courses, 2014-15						380	335	88%	166
	Other enrolled students, 2014-15	125	111	89%	167	157	705	571	81%	166
	All program completers, 2014-15	4				157	259	238	92%	173
	All program completers, 2013-14									
	All program completers, 2012-13									
ELEM ED MULTI SUBJ SCIENCES (DISC) (5035) Test Company: ETS Score Range: 100-200	All enrolled students who have completed all nonclinical courses, 2014-15						304	230	76%	163
	Other enrolled students, 2014-15	65	54	83%	165	159	459	324	71%	162
	All program completers, 2014-15	155	153	99%	168	159	1207	1163	96%	169
	All program completers, 2013-14	101	101	100%	169	159	889	876	99%	172
	All program completers, 2012-13	2				159	155	150	97%	172

April 15, 2016

Single Assessment Institution-Level Pass Rate Data: Traditional Teacher Preparation Program Within IHE


		HEOA - Title II 2014 - 2015 Academic Year								
Institution Name		ROWAN UNIVERSITY								
Institution Code		2515								
State		New Jersey								
							April 15, 2016			
Assessment Information ¹	Group	Number Taking Assessment	Number Passing Assessment	Institutional Pass Rate	Institutional Average Scaled Score	Assessment Cut Score ²	Statewide			
							Number Taking Assessment	Number Passing Assessment	Statewide Pass Rate	Statewide Average Scaled Score
ELEM ED MULTI SUBJ SCIENCES (5005) Test Company: ETS Score Range: 100-200	All enrolled students who have completed all nonclinical courses, 2014-15						383	331	86%	166
	Other enrolled students, 2014-15	125	98	78%	163	155	700	525	75%	163
	All program completers, 2014-15	6				155	266	241	91%	170
	All program completers, 2013-14						10	9	90%	171
	All program completers, 2012-13						2			
ELEM ED MULTI SUBJ SOCIAL STUDIES (DISC) (5034) Test Company: ETS Score Range: 100-200	All enrolled students who have completed all nonclinical courses, 2014-15						304	230	76%	159
	Other enrolled students, 2014-15	67	55	82%	164	155	461	330	72%	160
	All program completers, 2014-15	156	155	99%	165	155	1207	1157	96%	165
	All program completers, 2013-14						11	11	100%	162
	All program completers, 2012-13						3			
ELEM ED MULTI SUBJ SOCIAL STUDIES (5004) Test Company: ETS Score Range: 100-200	All enrolled students who have completed all nonclinical courses, 2014-15						386	297	77%	161
	Other enrolled students, 2014-15	126	89	71%	161	155	700	473	68%	160
	All program completers, 2014-15	8				155	269	236	88%	167
	All program completers, 2013-14						1			
	All program completers, 2012-13									
ENG LANG LIT COMP CONTENT KNOWLEDGE (DISC) (0041) Test Company: ETS Score Range: 100-200	All enrolled students who have completed all nonclinical courses, 2014-15						1			
	Other enrolled students, 2014-15						8			
	All program completers, 2014-15	8				162	47	45	96%	177
	All program completers, 2013-14	15	15	100%	179	162	246	241	98%	175
	All program completers, 2012-13	27	27	100%	173	162	309	304	98%	176

Single Assessment Institution-Level Pass Rate Data: *Traditional Teacher Preparation Program Within IHE*


		HEOA - Title II 2014 - 2015 Academic Year								
Institution Name		ROWAN UNIVERSITY								
Institution Code		2515								
State		New Jersey								
							Statewide			
Assessment Information ¹	Group	Number Taking Assessment	Number Passing Assessment	Institutional Pass Rate	Institutional Average Scaled Score	Assessment Cut Score ²	Number Taking Assessment	Number Passing Assessment	Statewide Pass Rate	Statewide Average Scaled Score
ENGLISH LANGUAGE ARTS: CK (5038) Test Company: ETS Score Range: 100-200	All enrolled students who have completed all nonclinical courses, 2014-15						87	77	89%	174
	Other enrolled students, 2014-15	27	26	96%	179	167	186	164	88%	177
	All program completers, 2014-15	16	16	100%	181	167	243	240	99%	177
	All program completers, 2013-14	1				167	74	68	92%	178
	All program completers, 2012-13						5			
FRENCH WORLD LANGUAGE (5174) Test Company: ETS Score Range: 100-200	All enrolled students who have completed all nonclinical courses, 2014-15						1			
	Other enrolled students, 2014-15						4			
	All program completers, 2014-15						10	9	90%	178
	All program completers, 2013-14						7			
	All program completers, 2012-13						7			
GENERAL SCI CONTENT KNOWLEDGE (0435) Test Company: ETS Score Range: 100-200	All enrolled students who have completed all nonclinical courses, 2014-15						38	30	79%	160
	Other enrolled students, 2014-15	16	13	81%	165	152	62	46	74%	162
	All program completers, 2014-15	9				152	134	131	98%	167
	All program completers, 2013-14	11	11	100%	162	152	116	113	97%	167
	All program completers, 2012-13	11	11	100%	166	152	114	112	98%	167
GERMAN WORLD LANGUAGE (5183) Test Company: ETS Score Range: 100-200	All enrolled students who have completed all nonclinical courses, 2014-15									
	Other enrolled students, 2014-15						3			
	All program completers, 2014-15						1			
	All program completers, 2013-14						1			
	All program completers, 2012-13									

April 15, 2016

Single Assessment Institution-Level Pass Rate Data: Traditional Teacher Preparation Program Within IHE


		HEOA - Title II 2014 - 2015 Academic Year								
Institution Name		ROWAN UNIVERSITY								
Institution Code		2515								
State		New Jersey								
							<i>April 15, 2016</i>			
Assessment Information ¹	Group	Number Taking Assessment	Number Passing Assessment	Institutional Pass Rate	Institutional Average Scaled Score	Assessment Cut Score ²	Statewide			
							Number Taking Assessment	Number Passing Assessment	Statewide Pass Rate	Statewide Average Scaled Score
HEALTH AND PE (DISC) (5856) Test Company: ETS Score Range: 100-200	All enrolled students who have completed all nonclinical courses, 2014-15						12	12	100%	158
	Other enrolled students, 2014-15	7				151	13	10	77%	157
	All program completers, 2014-15	57	57	100%	162	151	226	225	100%	161
	All program completers, 2013-14	74	74	100%	163	151	316	315	100%	161
	All program completers, 2012-13	94	94	100%	162	151	385	385	100%	162
HEALTH AND PE (5857) Test Company: ETS Score Range: 100-200	All enrolled students who have completed all nonclinical courses, 2014-15						80	65	81%	164
	Other enrolled students, 2014-15	39	28	72%	165	160	72	46	64%	164
	All program completers, 2014-15	5				160	54	52	96%	166
	All program completers, 2013-14	1				160	2			
	All program completers, 2012-13						2			
MARKETING EDUCATION (5561) Test Company: ETS Score Range: 100-200	All enrolled students who have completed all nonclinical courses, 2014-15									
	Other enrolled students, 2014-15						1			
	All program completers, 2014-15						1			
	All program completers, 2013-14									
	All program completers, 2012-13									
MATHEMATICS CONTENT KNOWLEDGE (DISC) (0061) Test Company: ETS Score Range: 100-200	All enrolled students who have completed all nonclinical courses, 2014-15						3			
	Other enrolled students, 2014-15						6			
	All program completers, 2014-15	6				137	30	30	100%	156
	All program completers, 2013-14	37	37	100%	148	137	195	195	100%	153
	All program completers, 2012-13	25	25	100%	151	137	236	234	99%	151

Single Assessment Institution-Level Pass Rate Data: Traditional Teacher Preparation Program Within IHE


		HEOA - Title II 2014 - 2015 Academic Year								
Institution Name		ROWAN UNIVERSITY								
Institution Code		2515								
State		New Jersey								
							Statewide			
Assessment Information ¹	Group	Number Taking Assessment	Number Passing Assessment	Institutional Pass Rate	Institutional Average Scaled Score	Assessment Cut Score ²	Number Taking Assessment	Number Passing Assessment	Statewide Pass Rate	Statewide Average Scaled Score
MATHEMATICS CONTENT KNOWLEDGE (5161) Test Company: ETS Score Range: 100-200	All enrolled students who have completed all nonclinical courses, 2014-15						65	39	60%	159
	Other enrolled students, 2014-15	23	13	57%	159	160	116	55	47%	158
	All program completers, 2014-15	20	20	100%	169	160	152	141	93%	168
	All program completers, 2013-14						34	26	76%	169
	All program completers, 2012-13						2			
MIDDLE SCHOOL ENG LANG ARTS (DISCONTINUED) (5049) Test Company: ETS Score Range: 100-200	All enrolled students who have completed all nonclinical courses, 2014-15									
	Other enrolled students, 2014-15									
	All program completers, 2014-15						5			
	All program completers, 2013-14						36	36	100%	172
	All program completers, 2012-13						61	60	98%	170
MIDDLE SCHOOL ENG LANG ARTS (5047) Test Company: ETS Score Range: 100-200	All enrolled students who have completed all nonclinical courses, 2014-15						15	8	53%	163
	Other enrolled students, 2014-15						2			
	All program completers, 2014-15						23	19	83%	168
	All program completers, 2013-14						15	7	47%	162
	All program completers, 2012-13									
MIDDLE SCHOOL MATHEMATICS (DISCONTINUED) (0069) Test Company: ETS Score Range: 100-200	All enrolled students who have completed all nonclinical courses, 2014-15						1			
	Other enrolled students, 2014-15						2			
	All program completers, 2014-15						3			
	All program completers, 2013-14						46	45	98%	167
	All program completers, 2012-13						42	41	98%	168

April 15, 2016


Single Assessment Institution-Level Pass Rate Data: Traditional Teacher Preparation Program Within IHE

		HEOA - Title II 2014 - 2015 Academic Year					Statewide April 15, 2016						
Institution Name Institution Code State		ROWAN UNIVERSITY 2515 New Jersey					Number Taking Assessment		Number Passing Assessment		Statewide Pass Rate		Statewide Average Scaled Score
Assessment Information¹		Group	Number Taking Assessment	Number Passing Assessment	Institutional Pass Rate	Institutional Average Scaled Score	Assessment Cut Score²	Number Taking Assessment	Number Passing Assessment	Statewide Pass Rate	Statewide Average Scaled Score		
MIDDLE SCHOOL MATHEMATICS (5169) Test Company: ETS Score Range: 100-200	All enrolled students who have completed all nonclinical courses, 2014-15							7					
	Other enrolled students, 2014-15							8					
	All program completers, 2014-15							32	31	97%	178		
	All program completers, 2013-14							20	19	95%	171		
	All program completers, 2012-13							1					
MIDDLE SCHOOL SCIENCE (DISCONTINUED) (0439) Test Company: ETS Score Range: 100-200	All enrolled students who have completed all nonclinical courses, 2014-15												
	Other enrolled students, 2014-15							1					
	All program completers, 2014-15							14	14	100%	157		
	All program completers, 2013-14							44	42	95%	156		
	All program completers, 2012-13							44	44	100%	156		
MIDDLE SCHOOL SCIENCE (5440) Test Company: ETS Score Range: 100-200	All enrolled students who have completed all nonclinical courses, 2014-15							6					
	Other enrolled students, 2014-15							2					
	All program completers, 2014-15							11	9	82%	162		
	All program completers, 2013-14							3					
	All program completers, 2012-13												
MIDDLE SCHOOL SOCIAL STUDIES (5089) Test Company: ETS Score Range: 100-200	All enrolled students who have completed all nonclinical courses, 2014-15							4					
	Other enrolled students, 2014-15							3					
	All program completers, 2014-15							17	17	100%	168		
	All program completers, 2013-14							23	23	100%	170		
	All program completers, 2012-13							23	20	87%	166		


Single Assessment Institution-Level Pass Rate Data: Traditional Teacher Preparation Program Within IHE

		HEOA - Title II 2014 - 2015 Academic Year									
Institution Name		ROWAN UNIVERSITY									
Institution Code		2515									
State		New Jersey									
							<i>April 15, 2016</i>				
Assessment Information ¹	Group	Number Taking Assessment	Number Passing Assessment	Institutional Pass Rate	Institutional Average Scaled Score	Assessment Cut Score ²	Statewide				
							Number Taking Assessment	Number Passing Assessment	Statewide Pass Rate	Statewide Average Scaled Score	
MUSIC CONTENT KNOWLEDGE (0113) Test Company: ETS Score Range: 100-200	All enrolled students who have completed all nonclinical courses, 2014-15						21	20	95%	167	
	Other enrolled students, 2014-15	16	15	94%	169	153	42	38	90%	168	
	All program completers, 2014-15	21	21	100%	170	153	178	177	99%	169	
	All program completers, 2013-14	21	21	100%	169	153	155	154	99%	169	
	All program completers, 2012-13	20	20	100%	165	153	161	160	99%	169	
PHYSICAL ED CONTENT KNOWLEDGE (5091) Test Company: ETS Score Range: 100-200	All enrolled students who have completed all nonclinical courses, 2014-15						1				
	Other enrolled students, 2014-15						2				
	All program completers, 2014-15						10	10	100%	158	
	All program completers, 2013-14						7				
	All program completers, 2012-13						8				
PHYSICS CONTENT KNOWLEDGE (5265) Test Company: ETS Score Range: 100-200	All enrolled students who have completed all nonclinical courses, 2014-15						1				
	Other enrolled students, 2014-15	4				141	12	11	92%	157	
	All program completers, 2014-15	2				141	13	13	100%	158	
	All program completers, 2013-14	4				141	22	22	100%	157	
	All program completers, 2012-13	4				141	16	16	100%	160	
PRAXIS I MATHEMATICS (DISCONTINUED) (0730) Test Company: ETS Score Range: 150-190	All enrolled students who have completed all nonclinical courses, 2014-15										
	Other enrolled students, 2014-15						9				
	All program completers, 2014-15										
	All program completers, 2013-14										
	All program completers, 2012-13										

Single Assessment Institution-Level Pass Rate Data: Traditional Teacher Preparation Program Within IHE


		HEOA - Title II 2014 - 2015 Academic Year								
Institution Name		ROWAN UNIVERSITY								
Institution Code		2515								
State		New Jersey								
							April 15, 2016			
Assessment Information ¹	Group	Number Taking Assessment	Number Passing Assessment	Institutional Pass Rate	Institutional Average Scaled Score	Assessment Cut Score ²	Statewide			
							Number Taking Assessment	Number Passing Assessment	Statewide Pass Rate	Statewide Average Scaled Score
PRAXIS I READING (DISCONTINUED) (0710) Test Company: ETS Score Range: 150-190	All enrolled students who have completed all nonclinical courses, 2014-15									
	Other enrolled students, 2014-15						10	2	20%	168
	All program completers, 2014-15									
	All program completers, 2013-14									
	All program completers, 2012-13									
PRAXIS I WRITING (DISCONTINUED) (0720) Test Company: ETS Score Range: 150-190	All enrolled students who have completed all nonclinical courses, 2014-15									
	Other enrolled students, 2014-15						10	2	20%	169
	All program completers, 2014-15									
	All program completers, 2013-14									
	All program completers, 2012-13									
SOCIAL STUDIES CONTENT KNOWLEDGE (0081) Test Company: ETS Score Range: 100-200	All enrolled students who have completed all nonclinical courses, 2014-15						107	87	81%	163
	Other enrolled students, 2014-15	25	18	72%	162	157	164	101	62%	160
	All program completers, 2014-15	25	25	100%	166	157	298	286	96%	166
	All program completers, 2013-14	29	29	100%	167	157	307	296	96%	168
	All program completers, 2012-13	46	46	100%	166	157	375	368	98%	168
SPANISH WORLD LANGUAGE (5195) Test Company: ETS Score Range: 100-200	All enrolled students who have completed all nonclinical courses, 2014-15						21	18	86%	177
	Other enrolled students, 2014-15	2				168	47	28	60%	169
	All program completers, 2014-15	1				168	46	45	98%	179
	All program completers, 2013-14	3				168	50	50	100%	179
	All program completers, 2012-13	5				168	52	47	90%	178

Single Assessment Institution-Level Pass Rate Data: Traditional Teacher Preparation Program Within IHE

		HEOA - Title II 2014 - 2015 Academic Year								
Institution Name		ROWAN UNIVERSITY								
Institution Code		2515								
State		New Jersey								
							Statewide			
Assessment Information ¹	Group	Number Taking Assessment	Number Passing Assessment	Institutional Pass Rate	Institutional Average Scaled Score	Assessment Cut Score ²	Number Taking Assessment	Number Passing Assessment	Statewide Pass Rate	Statewide Average Scaled Score
TECHNOLOGY EDUCATION (5051) Test Company: ETS Score Range: 100-200	All enrolled students who have completed all nonclinical courses, 2014-15						6			
	Other enrolled students, 2014-15						3			
	All program completers, 2014-15						7			
	All program completers, 2013-14						6			
	All program completers, 2012-13						11	11	100%	188
THEATRE (DISCONTINUED) (0640) Test Company: ETS Score Range: 250-990	All enrolled students who have completed all nonclinical courses, 2014-15									
	Other enrolled students, 2014-15									
	All program completers, 2014-15									
	All program completers, 2013-14									
	All program completers, 2012-13	4				570	6			
THEATRE (5641) Test Company: ETS Score Range: 0-200	All enrolled students who have completed all nonclinical courses, 2014-15									
	Other enrolled students, 2014-15	3				153	5			
	All program completers, 2014-15	2				153	7			
	All program completers, 2013-14	1				153	4			
	All program completers, 2012-13									
OPI FRENCH (ACT1006) Test Company: ACTFL* Score Range: 1-10	All enrolled students who have completed all nonclinical courses, 2014-15						1			
	Other enrolled students, 2014-15						3			
	All program completers, 2014-15						9			
	All program completers, 2013-14						6			
	All program completers, 2012-13						8			

April 15, 2016

Single Assessment Institution-Level Pass Rate Data: Traditional Teacher Preparation Program Within IHE

		HEOA - Title II 2014 - 2015 Academic Year								
Institution Name		ROWAN UNIVERSITY								
Institution Code		2515								
State		New Jersey								
							April 15, 2016			
Assessment Information ¹	Group	Number Taking Assessment	Number Passing Assessment	Institutional Pass Rate	Institutional Average Scaled Score	Assessment Cut Score ²	Statewide			
							Number Taking Assessment	Number Passing Assessment	Statewide Pass Rate	Statewide Average Scaled Score
OPI GERMAN (ACT1007) Test Company: ACTFL* Score Range: 1-10	All enrolled students who have completed all nonclinical courses, 2014-15									
	Other enrolled students, 2014-15						1			
	All program completers, 2014-15						1			
	All program completers, 2013-14						1			
	All program completers, 2012-13									
OPI ITALIAN (ACT1010) Test Company: ACTFL* Score Range: 1-10	All enrolled students who have completed all nonclinical courses, 2014-15									
	Other enrolled students, 2014-15						1			
	All program completers, 2014-15						2			
	All program completers, 2013-14						1			
	All program completers, 2012-13						1			
OPI MANDARIN (ACT1013) Test Company: ACTFL* Score Range: 1-10	All enrolled students who have completed all nonclinical courses, 2014-15									
	Other enrolled students, 2014-15						3			
	All program completers, 2014-15						6			
	All program completers, 2013-14						1			
	All program completers, 2012-13						6			
OPI SPANISH (ACT1018) Test Company: ACTFL* Score Range: 1-10	All enrolled students who have completed all nonclinical courses, 2014-15						13	12	92%	8
	Other enrolled students, 2014-15	2				7	35	29	83%	8
	All program completers, 2014-15	1				7	46	42	91%	8
	All program completers, 2013-14	3				7	43	41	95%	8
	All program completers, 2012-13									

Note: In cases where there are less than ten students taking the assessment or license/certificate, the number passing and pass rate are not reported.

¹Tests with multiple delivery options (computer, paper, etc.) will be noted with the assessment code for one format only.

²Cut scores may vary for groups depending upon when the cut scores are established by the state and when each group completed their teacher certification or licensure assessment.

*Questions regarding tests listed by this testing company must be addressed to your state Title II Coordinator.