


**Summary Institution-Level Pass Rate Data: Traditional Teacher Preparation Program Within IHE**


		<b>HEOA - Title II 2012 - 2013 Academic Year</b>				
<b>Institution Name</b>		ROWAN UNIVERSITY				
<b>Institution Code</b>		2515				
<b>State</b>		New Jersey				
<i>January 31, 2014</i>						
				<b>Statewide</b>		
<b>Group</b>	<b>Number Taking Assessment<sup>1</sup></b>	<b>Number Passing Assessment<sup>2</sup></b>	<b>Institutional Pass Rate</b>	<b>Number Taking Assessment<sup>1</sup></b>	<b>Number Passing Assessment<sup>2</sup></b>	<b>Statewide Pass Rate</b>
All program completers, 2012-13	494	494	100%	3982	3906	98%
All program completers, 2011-12	354	354	100%	4258	4202	99%
All program completers, 2010-11	439	432	98%	4589	4508	98%

Note: In cases where there are less than ten students taking the assessment or license/certificate, the number passing and pass rate are not reported.

<sup>1</sup> Number of completers taking one or more assessments within their area of specialization.

<sup>2</sup> Summary level "Number Taking Assessment" may differ from assessment level "Number Taking Assessment" because each student is counted once at the summary level but may be counted in multiple assessments at the assessment level.

Single Assessment Institution-Level Pass Rate Data: *Traditional Teacher Preparation Program Within IHE*

	<b>HEOA - Title II 2012 - 2013 Academic Year</b>
	<b>Institution Name</b>
	<b>Institution Code</b>
	<b>State</b>

ROWAN UNIVERSITY


2515

New Jersey

January 31, 2014

Assessment Information <sup>1</sup>	Group	Number Taking Assessment	Number Passing Assessment	Institutional Pass Rate	Institutional Average Scaled Score	Assessment Cut Score <sup>2</sup>	Statewide			
							Number Taking Assessment	Number Passing Assessment	Statewide Pass Rate	Statewide Average Scaled Score
<b>ART CONTENT KNOWLEDGE II (0134)</b>  Test Company: ETS Score Range: 100-200	All enrolled students who have completed all nonclinical courses, 2012-13						27	25	93%	168
	Other enrolled students, 2012-13	14	11	79%	166	158	63	48	76%	165
	All program completers, 2012-13	11	11	100%	168	158	83	82	99%	168
	All program completers, 2011-12	1				158	16	16	100%	173
	All program completers, 2010-11						1			
<b>ART CONTENT KNOWLEDGE (0133)</b>  Test Company: ETS Score Range: 100-200	All enrolled students who have completed all nonclinical courses, 2012-13									
	Other enrolled students, 2012-13									
	All program completers, 2012-13									
	All program completers, 2011-12	7				150	92	92	100%	169
	All program completers, 2010-11	16	16	100%	167	150	149	149	100%	169
<b>BIOLOGY CONTENT KNOWLEDGE (0235)</b>  Test Company: ETS Score Range: 100-200	All enrolled students who have completed all nonclinical courses, 2012-13						17	15	88%	164
	Other enrolled students, 2012-13	9				152	65	46	71%	160
	All program completers, 2012-13	5				152	70	69	99%	168
	All program completers, 2011-12	6				152	112	109	97%	166
	All program completers, 2010-11	4				152	80	77	96%	167
<b>BUSINESS ED CONTENT KNOWLEDGE (0101)</b>  Test Company: ETS Score Range: 100-200	All enrolled students who have completed all nonclinical courses, 2012-13						1			
	Other enrolled students, 2012-13						5			
	All program completers, 2012-13						3			
	All program completers, 2011-12						4			
	All program completers, 2010-11						1			

Single Assessment Institution-Level Pass Rate Data: *Traditional Teacher Preparation Program Within IHE*

	<b>HEOA - Title II</b> <b>2012 - 2013 Academic Year</b>
	<b>Institution Name</b>
	<b>Institution Code</b>
	<b>State</b>

ROWAN UNIVERSITY


2515

New Jersey

January 31, 2014

Assessment Information <sup>1</sup>	Group	Number Taking Assessment	Number Passing Assessment	Institutional Pass Rate	Institutional Average Scaled Score	Assessment Cut Score <sup>2</sup>	Statewide			
							Number Taking Assessment	Number Passing Assessment	Statewide Pass Rate	Statewide Average Scaled Score
<b>BUSINESS ED (0100)</b>  Test Company: ETS Score Range: 250-990	All enrolled students who have completed all nonclinical courses, 2012-13									
	Other enrolled students, 2012-13									
	All program completers, 2012-13									
	All program completers, 2011-12						2			
	All program completers, 2010-11						8			
<b>CHEMISTRY CONTENT KNOWLEDGE II (0245)</b>  Test Company: ETS Score Range: 100-200	All enrolled students who have completed all nonclinical courses, 2012-13						3			
	Other enrolled students, 2012-13	2				152	15	12	80%	165
	All program completers, 2012-13	2				152	14	13	93%	166
	All program completers, 2011-12	2				152	17	15	88%	170
	All program completers, 2010-11	2				152	13	11	85%	162
<b>CHEMISTRY CONTENT KNOWLEDGE (0241)</b>  Test Company: ETS Score Range: 100-200	All enrolled students who have completed all nonclinical courses, 2012-13									
	Other enrolled students, 2012-13									
	All program completers, 2012-13									
	All program completers, 2011-12						1			
	All program completers, 2010-11						1			
<b>EARLY CHILDHOOD CONTENT KNOWLEDGE (0022)</b>  Test Company: ETS Score Range: 100-200	All enrolled students who have completed all nonclinical courses, 2012-13						136	134	99%	172
	Other enrolled students, 2012-13	44	43	98%	176	159	382	338	88%	171
	All program completers, 2012-13	30	30	100%	177	159	423	420	99%	173
	All program completers, 2011-12	20	20	100%	177	159	392	389	99%	172
	All program completers, 2010-11	22	22	100%	179	159	423	419	99%	174


**Single Assessment Institution-Level Pass Rate Data: Traditional Teacher Preparation Program Within IHE**

	<b>HEOA - Title II 2012 - 2013 Academic Year</b>
	<b>Institution Name</b> ROWAN UNIVERSITY
	<b>Institution Code</b> 2515
	<b>State</b> New Jersey

January 31, 2014

Assessment Information <sup>1</sup>	Group	Number Taking Assessment	Number Passing Assessment	Institutional Pass Rate	Institutional Average Scaled Score	Assessment Cut Score <sup>2</sup>	Statewide			
							Number Taking Assessment	Number Passing Assessment	Statewide Pass Rate	Statewide Average Scaled Score
<b>EARTH AND SPACE SCIENCES - CK (0571)</b>  Test Company: ETS Score Range: 100-200	All enrolled students who have completed all nonclinical courses, 2012-13						3			
	Other enrolled students, 2012-13						11	7	64%	159
	All program completers, 2012-13						14	14	100%	165
	All program completers, 2011-12						8			
	All program completers, 2010-11						10	9	90%	163
<b>ELEM ED CONTENT KNOWLEDGE (0014)</b>  Test Company: ETS Score Range: 100-200	All enrolled students who have completed all nonclinical courses, 2012-13						321	314	98%	160
	Other enrolled students, 2012-13	120	120	100%	161	141	747	696	93%	160
	All program completers, 2012-13	221	221	100%	163	141	1849	1842	100%	163
	All program completers, 2011-12	164	164	100%	163	141	2260	2240	99%	162
	All program completers, 2010-11	183	183	100%	163	141	2463	2440	99%	162
<b>ELEM ED MULTI SUBJ MATHEMATICS (CD) (5033)</b>  Test Company: ETS Score Range: 100-200	All enrolled students who have completed all nonclinical courses, 2012-13						196	116	59%	162
	Other enrolled students, 2012-13	170	122	72%	170	164	967	511	53%	162
	All program completers, 2012-13	2				164	159	124	78%	173
	All program completers, 2011-12						5			
	All program completers, 2010-11						2			
<b>ELEM ED MULTI SUBJ READINGLANG ARTS (CD) (5032)</b>  Test Company: ETS Score Range: 100-200	All enrolled students who have completed all nonclinical courses, 2012-13						196	170	87%	175
	Other enrolled students, 2012-13	170	155	91%	176	165	966	761	79%	173
	All program completers, 2012-13	2				165	159	150	94%	181
	All program completers, 2011-12						5			
	All program completers, 2010-11						2			

Single Assessment Institution-Level Pass Rate Data: *Traditional Teacher Preparation Program Within IHE*

	<b>HEOA - Title II 2012 - 2013 Academic Year</b>
	<b>Institution Name</b>
	<b>Institution Code</b>
	<b>State</b>

ROWAN UNIVERSITY


2515

New Jersey


January 31, 2014

Assessment Information <sup>1</sup>	Group	Number Taking Assessment	Number Passing Assessment	Institutional Pass Rate	Institutional Average Scaled Score	Assessment Cut Score <sup>2</sup>	Statewide			
							Number Taking Assessment	Number Passing Assessment	Statewide Pass Rate	Statewide Average Scaled Score
<b>ELEM ED MULTI SUBJ SCIENCES (CD) (5035)</b>  Test Company: ETS Score Range: 100-200	All enrolled students who have completed all nonclinical courses, 2012-13						196	128	65%	161
	Other enrolled students, 2012-13	170	129	76%	164	159	967	588	61%	160
	All program completers, 2012-13	2				159	159	138	87%	170
	All program completers, 2011-12						5			
	All program completers, 2010-11						2			
<b>ELEM ED MULTI SUBJ SOCIAL STUDIES (CD) (5034)</b>  Test Company: ETS Score Range: 100-200	All enrolled students who have completed all nonclinical courses, 2012-13						196	130	66%	159
	Other enrolled students, 2012-13	170	131	77%	161	155	966	575	60%	157
	All program completers, 2012-13	2				155	159	136	86%	168
	All program completers, 2011-12						5			
	All program completers, 2010-11						2			
<b>ENG LANG LIT COMP CONTENT KNOWLEDGE (0041)</b>  Test Company: ETS Score Range: 100-200	All enrolled students who have completed all nonclinical courses, 2012-13						90	79	88%	171
	Other enrolled students, 2012-13	26	25	96%	180	162	236	189	80%	172
	All program completers, 2012-13	27	27	100%	173	162	313	305	97%	176
	All program completers, 2011-12	29	29	100%	176	162	325	317	98%	175
	All program completers, 2010-11	18	18	100%	177	162	363	349	96%	177
<b>FRENCH CONTENT KNOWLEDGE (0173)</b>  Test Company: ETS Score Range: 100-200	All enrolled students who have completed all nonclinical courses, 2012-13									
	Other enrolled students, 2012-13									
	All program completers, 2012-13									
	All program completers, 2011-12						2			
	All program completers, 2010-11						6			


Single Assessment Institution-Level Pass Rate Data: *Traditional Teacher Preparation Program Within IHE*

		<b>HEOA - Title II 2012 - 2013 Academic Year</b>								
<b>Institution Name</b>		<b>ROWAN UNIVERSITY</b>								
<b>Institution Code</b>		<b>2515</b>								
<b>State</b>		<b>New Jersey</b>								
January 31, 2014										
							Statewide			
Assessment Information <sup>1</sup>	Group	Number Taking Assessment	Number Passing Assessment	Institutional Pass Rate	Institutional Average Scaled Score	Assessment Cut Score <sup>2</sup>	Number Taking Assessment	Number Passing Assessment	Statewide Pass Rate	Statewide Average Scaled Score
<b>FRENCH WORLD LANGUAGE (CD) (5174)</b>  Test Company: ETS Score Range: 100-200	All enrolled students who have completed all nonclinical courses, 2012-13						1			
	Other enrolled students, 2012-13						5			
	All program completers, 2012-13						7			
	All program completers, 2011-12						7			
	All program completers, 2010-11						3			
<b>GENERAL SCI CONTENT KNOWL PART 1 (0431)</b>  Test Company: ETS Score Range: 100-200	All enrolled students who have completed all nonclinical courses, 2012-13									
	Other enrolled students, 2012-13									
	All program completers, 2012-13									
	All program completers, 2011-12									
	All program completers, 2010-11						2			
<b>GENERAL SCI CONTENT KNOWLEDGE (0435)</b>  Test Company: ETS Score Range: 100-200	All enrolled students who have completed all nonclinical courses, 2012-13						24	19	79%	163
	Other enrolled students, 2012-13	14	14	100%	161	152	100	79	79%	162
	All program completers, 2012-13	11	11	100%	166	152	112	110	98%	167
	All program completers, 2011-12	8				152	149	144	97%	166
	All program completers, 2010-11	7				152	119	115	97%	167
<b>GERMAN CONTENT KNOWLEDGE (0181)</b>  Test Company: ETS Score Range: 100-200	All enrolled students who have completed all nonclinical courses, 2012-13									
	Other enrolled students, 2012-13									
	All program completers, 2012-13									
	All program completers, 2011-12						1			
	All program completers, 2010-11									

Single Assessment Institution-Level Pass Rate Data: *Traditional Teacher Preparation Program Within IHE*

		<b>HEOA - Title II 2012 - 2013 Academic Year</b>								
<b>Institution Name</b>		<b>ROWAN UNIVERSITY</b>								
<b>Institution Code</b>		<b>2515</b>								
<b>State</b>		<b>New Jersey</b>								
<small>January 31, 2014</small>										
							<b>Statewide</b>			
<b>Assessment Information <sup>1</sup></b>	<b>Group</b>	<b>Number Taking Assessment</b>	<b>Number Passing Assessment</b>	<b>Institutional Pass Rate</b>	<b>Institutional Average Scaled Score</b>	<b>Assessment Cut Score <sup>2</sup></b>	<b>Number Taking Assessment</b>	<b>Number Passing Assessment</b>	<b>Statewide Pass Rate</b>	<b>Statewide Average Scaled Score</b>
<b>GERMAN WORLD LANGUAGE (CD) (5183)</b>  <i>Test Company: ETS</i> <i>Score Range: 100-200</i>	All enrolled students who have completed all nonclinical courses, 2012-13						1			
	Other enrolled students, 2012-13									
	All program completers, 2012-13									
	All program completers, 2011-12						1			
	All program completers, 2010-11						1			
<b>HEALTH AND PE CK (0856)</b>  <i>Test Company: ETS</i> <i>Score Range: 100-200</i>	All enrolled students who have completed all nonclinical courses, 2012-13						109	102	94%	161
	Other enrolled students, 2012-13	82	79	96%	162	151	214	190	89%	159
	All program completers, 2012-13	94	94	100%	162	151	385	385	100%	162
	All program completers, 2011-12	71	71	100%	162	151	353	353	100%	162
	All program completers, 2010-11	88	88	100%	163	151	364	361	99%	163
<b>INTRO TO THE TEACHING OF READING (0200)</b>  <i>Test Company: ETS</i> <i>Score Range: 250-990</i>	All enrolled students who have completed all nonclinical courses, 2012-13									
	Other enrolled students, 2012-13									
	All program completers, 2012-13									
	All program completers, 2011-12	1				560	1			
	All program completers, 2010-11									
<b>MATHEMATICS CONTENT KNOWLEDGE (0061)</b>  <i>Test Company: ETS</i> <i>Score Range: 100-200</i>	All enrolled students who have completed all nonclinical courses, 2012-13						63	57	90%	148
	Other enrolled students, 2012-13	49	47	96%	151	137	191	157	82%	150
	All program completers, 2012-13	25	25	100%	151	137	238	234	98%	151
	All program completers, 2011-12	17	17	100%	152	137	209	207	99%	157
	All program completers, 2010-11	22	21	95%	151	137	197	192	97%	154

Single Assessment Institution-Level Pass Rate Data: *Traditional Teacher Preparation Program Within IHE*

	<b>HEOA - Title II 2012 - 2013 Academic Year</b>
	<b>Institution Name</b>
	<b>Institution Code</b>
	<b>State</b>

ROWAN UNIVERSITY

2515


New Jersey

January 31, 2014

Assessment Information <sup>1</sup>	Group	Number Taking Assessment	Number Passing Assessment	Institutional Pass Rate	Institutional Average Scaled Score	Assessment Cut Score <sup>2</sup>	Statewide			
							Number Taking Assessment	Number Passing Assessment	Statewide Pass Rate	Statewide Average Scaled Score
<b>MIDDLE SCHOOL ENGLISH LANGUAGE ARTS (0049)</b>  Test Company: ETS Score Range: 100-200	All enrolled students who have completed all nonclinical courses, 2012-13						13	9	69%	158
	Other enrolled students, 2012-13						13	10	77%	167
	All program completers, 2012-13						61	60	98%	170
	All program completers, 2011-12						66	61	92%	170
	All program completers, 2010-11	1				156	97	93	96%	173
<b>MIDDLE SCHOOL MATHEMATICS (0069)</b>  Test Company: ETS Score Range: 100-200	All enrolled students who have completed all nonclinical courses, 2012-13						17	16	94%	164
	Other enrolled students, 2012-13						19	16	84%	165
	All program completers, 2012-13						43	41	95%	167
	All program completers, 2011-12						59	58	98%	166
	All program completers, 2010-11	9				152	95	88	93%	169
<b>MIDDLE SCHOOL SCIENCE (0439)</b>  Test Company: ETS Score Range: 100-200	All enrolled students who have completed all nonclinical courses, 2012-13						18	17	94%	154
	Other enrolled students, 2012-13						15	10	67%	151
	All program completers, 2012-13						44	44	100%	156
	All program completers, 2011-12						34	32	94%	159
	All program completers, 2010-11	15	14	93%	158	145	60	55	92%	158
<b>MIDDLE SCHOOL SOCIAL STUDIES (0089)</b>  Test Company: ETS Score Range: 100-200	All enrolled students who have completed all nonclinical courses, 2012-13						7			
	Other enrolled students, 2012-13						7			
	All program completers, 2012-13						23	20	87%	166
	All program completers, 2011-12						35	32	91%	167
	All program completers, 2010-11	2				158	52	46	88%	169



Single Assessment Institution-Level Pass Rate Data: *Traditional Teacher Preparation Program Within IHE*

	<b>HEOA - Title II</b> <b>2012 - 2013 Academic Year</b>
	<b>Institution Name</b>
	<b>Institution Code</b>
	<b>State</b>

ROWAN UNIVERSITY


2515

New Jersey

January 31, 2014

Assessment Information <sup>1</sup>	Group	Number Taking Assessment	Number Passing Assessment	Institutional Pass Rate	Institutional Average Scaled Score	Assessment Cut Score <sup>2</sup>	Statewide			
							Number Taking Assessment	Number Passing Assessment	Statewide Pass Rate	Statewide Average Scaled Score
<b>MUSICAL CONTENT KNOWLEDGE (0113)</b>  Test Company: ETS Score Range: 100-200	All enrolled students who have completed all nonclinical courses, 2012-13						17	17	100%	168
	Other enrolled students, 2012-13	29	26	90%	167	153	83	67	81%	163
	All program completers, 2012-13	20	20	100%	165	153	157	152	97%	168
	All program completers, 2011-12	14	14	100%	171	153	147	144	98%	169
	All program completers, 2010-11	17	17	100%	170	153	128	122	95%	168
<b>PHYSICAL ED CONTENT KNOWLEDGE (0091)</b>  Test Company: ETS Score Range: 100-200	All enrolled students who have completed all nonclinical courses, 2012-13						2			
	Other enrolled students, 2012-13						6			
	All program completers, 2012-13						8			
	All program completers, 2011-12						11	11	100%	158
	All program completers, 2010-11						15	14	93%	158
<b>PHYSICS CONTENT KNOWLEDGE II (0265)</b>  Test Company: ETS Score Range: 100-200	All enrolled students who have completed all nonclinical courses, 2012-13						3			
	Other enrolled students, 2012-13	5				141	15	11	73%	151
	All program completers, 2012-13	4				141	16	16	100%	160
	All program completers, 2011-12	1				141	17	17	100%	165
	All program completers, 2010-11	1				141	16	16	100%	160
<b>PRAXIS I MATHEMATICS (0730)</b>  Test Company: ETS Score Range: 150-190	All enrolled students who have completed all nonclinical courses, 2012-13									
	Other enrolled students, 2012-13	18	18	100%	181	174	27	25	93%	179
	All program completers, 2012-13									
	All program completers, 2011-12									
	All program completers, 2010-11									

Single Assessment Institution-Level Pass Rate Data: *Traditional Teacher Preparation Program Within IHE*

	<b>HEOA - Title II 2012 - 2013 Academic Year</b>
	<b>Institution Name</b>
	<b>Institution Code</b>
	<b>State</b>

ROWAN UNIVERSITY


2515

New Jersey


January 31, 2014

Assessment Information <sup>1</sup>	Group	Number Taking Assessment	Number Passing Assessment	Institutional Pass Rate	Institutional Average Scaled Score	Assessment Cut Score <sup>2</sup>	Statewide				
							Number Taking Assessment	Number Passing Assessment	Statewide Pass Rate	Statewide Average Scaled Score	
<b>PRAXIS I READING (0710)</b>  Test Company: ETS Score Range: 150-190	All enrolled students who have completed all nonclinical courses, 2012-13										
	Other enrolled students, 2012-13	18	17	94%	179	175	26	21	81%	177	
	All program completers, 2012-13										
	All program completers, 2011-12										
	All program completers, 2010-11										
<b>PRAXIS I WRITING (0720)</b>  Test Company: ETS Score Range: 150-190	All enrolled students who have completed all nonclinical courses, 2012-13										
	Other enrolled students, 2012-13	18	18	100%	178	173	27	23	85%	176	
	All program completers, 2012-13										
	All program completers, 2011-12										
	All program completers, 2010-11										
<b>SOCIAL STUDIES CONTENT KNOWLEDGE (0081)</b>  Test Company: ETS Score Range: 100-200	All enrolled students who have completed all nonclinical courses, 2012-13						82	66	80%	164	
	Other enrolled students, 2012-13	40	34	85%	164	157	222	156	70%	162	
	All program completers, 2012-13	45	45	100%	166	157	370	362	98%	168	
	All program completers, 2011-12	20	20	100%	164	157	357	337	94%	168	
	All program completers, 2010-11	35	32	91%	164	157	402	385	96%	168	
<b>SPANISH CONTENT KNOWLEDGE (0191)</b>  Test Company: ETS Score Range: 100-200	All enrolled students who have completed all nonclinical courses, 2012-13										
	Other enrolled students, 2012-13										
	All program completers, 2012-13										
	All program completers, 2011-12						13	13	100%	181	
	All program completers, 2010-11	4				159	61	61	100%	178	

Single Assessment Institution-Level Pass Rate Data: *Traditional Teacher Preparation Program Within IHE*

		<b>HEOA - Title II 2012 - 2013 Academic Year</b>								
<b>Institution Name</b>		<b>ROWAN UNIVERSITY</b>								
<b>Institution Code</b>		<b>2515</b>								
<b>State</b>		<b>New Jersey</b>								
<small>January 31, 2014</small>										
							<b>Statewide</b>			
<b>Assessment Information <sup>1</sup></b>	<b>Group</b>	<b>Number Taking Assessment</b>	<b>Number Passing Assessment</b>	<b>Institutional Pass Rate</b>	<b>Institutional Average Scaled Score</b>	<b>Assessment Cut Score <sup>2</sup></b>	<b>Number Taking Assessment</b>	<b>Number Passing Assessment</b>	<b>Statewide Pass Rate</b>	<b>Statewide Average Scaled Score</b>
<b>SPANISH WORLD LANGUAGE (CD) (5195)</b>  <i>Test Company: ETS</i> <i>Score Range: 100-200</i>	All enrolled students who have completed all nonclinical courses, 2012-13						23	21	91%	179
	Other enrolled students, 2012-13	5				168	36	26	72%	172
	All program completers, 2012-13	4				168	50	44	88%	178
	All program completers, 2011-12	2				168	41	39	95%	181
	All program completers, 2010-11						15	11	73%	174
<b>TEACHING READING (0204)</b>  <i>Test Company: ETS</i> <i>Score Range: 100-200</i>	All enrolled students who have completed all nonclinical courses, 2012-13									
	Other enrolled students, 2012-13									
	All program completers, 2012-13									
	All program completers, 2011-12	5				159	5			
	All program completers, 2010-11									
<b>TECHNOLOGY EDUCATION II (0051)</b>  <i>Test Company: ETS</i> <i>Score Range: 100-200</i>	All enrolled students who have completed all nonclinical courses, 2012-13									
	Other enrolled students, 2012-13						2			
	All program completers, 2012-13						11	11	100%	188
	All program completers, 2011-12						10	10	100%	185
	All program completers, 2010-11						1			
<b>TECHNOLOGY EDUCATION (0050)</b>  <i>Test Company: ETS</i> <i>Score Range: 250-990</i>	All enrolled students who have completed all nonclinical courses, 2012-13									
	Other enrolled students, 2012-13									
	All program completers, 2012-13									
	All program completers, 2011-12						2			
	All program completers, 2010-11						11	11	100%	665

Single Assessment Institution-Level Pass Rate Data: *Traditional Teacher Preparation Program Within IHE*

	<b>HEOA - Title II 2012 - 2013 Academic Year</b>
	<b>Institution Name</b>
	<b>Institution Code</b>
	<b>State</b>

ROWAN UNIVERSITY


2515

New Jersey

January 31, 2014

Assessment Information <sup>1</sup>	Group	Number Taking Assessment	Number Passing Assessment	Institutional Pass Rate	Institutional Average Scaled Score	Assessment Cut Score <sup>2</sup>	Statewide				
							Number Taking Assessment	Number Passing Assessment	Statewide Pass Rate	Statewide Average Scaled Score	
<b>THEATRE (0640)</b>  Test Company: ETS Score Range: 250-990	All enrolled students who have completed all nonclinical courses, 2012-13										
	Other enrolled students, 2012-13										
	All program completers, 2012-13	4				570	6				
	All program completers, 2011-12						9				
	All program completers, 2010-11	4				570	10	10	100%	679	
<b>THEATRE (0641)</b>  Test Company: ETS Score Range: 100-200	All enrolled students who have completed all nonclinical courses, 2012-13						1				
	Other enrolled students, 2012-13	1				153	2				
	All program completers, 2012-13										
	All program completers, 2011-12										
	All program completers, 2010-11										
<b>OPI FRENCH (ACT1006)</b>  Test Company: ACTFL* Score Range: 1-10	All enrolled students who have completed all nonclinical courses, 2012-13										
	Other enrolled students, 2012-13						4				
	All program completers, 2012-13						2				
	All program completers, 2011-12						5				
	All program completers, 2010-11						3				
<b>OPI GERMAN (ACT1007)</b>  Test Company: ACTFL* Score Range: 1-10	All enrolled students who have completed all nonclinical courses, 2012-13										
	Other enrolled students, 2012-13										
	All program completers, 2012-13										
	All program completers, 2011-12						2				
	All program completers, 2010-11										

**Single Assessment Institution-Level Pass Rate Data: Traditional Teacher Preparation Program Within IHE**

	<b>HEOA - Title II 2012 - 2013 Academic Year</b>
	<b>Institution Name</b> ROWAN UNIVERSITY
	<b>Institution Code</b> 2515
	<b>State</b> New Jersey

January 31, 2014

Assessment Information <sup>1</sup>	Group	Number Taking Assessment	Number Passing Assessment	Institutional Pass Rate	Institutional Average Scaled Score	Assessment Cut Score <sup>2</sup>	Statewide				
							Number Taking Assessment	Number Passing Assessment	Statewide Pass Rate	Statewide Average Scaled Score	
<b>OPI ITALIAN (ACT1010)</b>  Test Company: ACTFL* Score Range: 1-10	All enrolled students who have completed all nonclinical courses, 2012-13						3				
	Other enrolled students, 2012-13										
	All program completers, 2012-13										
	All program completers, 2011-12						2				
	All program completers, 2010-11						2				
<b>OPI MANDARIN (ACT1013)</b>  Test Company: ACTFL* Score Range: 1-10	All enrolled students who have completed all nonclinical courses, 2012-13										
	Other enrolled students, 2012-13						1				
	All program completers, 2012-13						6				
	All program completers, 2011-12										
	All program completers, 2010-11										

Note: In cases where there are less than ten students taking the assessment or license/certificate, the number passing and pass rate are not reported.

<sup>1</sup>Tests with multiple delivery options (computer, paper, etc.) will be noted with the assessment code for one format only.

<sup>2</sup>Cut scores may vary for groups depending upon when the cut scores are established by the state and when each group completed their teacher certification or licensure assessment.

\*Questions regarding tests listed by this testing company must be addressed to your state Title II Coordinator.