


**Summary Institution-Level Pass Rate Data: Traditional Teacher Preparation Program Within IHE**

		<b>HEOA - Title II 2011 - 2012 Academic Year</b>				
<b>Institution Name</b>		ROWAN UNIVERSITY				
<b>Institution Code</b>		2515				
<b>State</b>		New Jersey				
<i>February 28, 2013</i>						
				<b>Statewide</b>		
<b>Group</b>	<b>Number Taking Assessment<sup>1</sup></b>	<b>Number Passing Assessment<sup>2</sup></b>	<b>Institutional Pass Rate</b>	<b>Number Taking Assessment<sup>1</sup></b>	<b>Number Passing Assessment<sup>2</sup></b>	<b>Statewide Pass Rate</b>
All program completers, 2011-12	355	355	100%	4253	4191	99%
All program completers, 2010-11	439	432	98%	4584	4504	98%
All program completers, 2009-10	420	420	100%	4479	4417	99%

<sup>1</sup> Number of completers taking one or more assessments within their area of specialization.

<sup>2</sup> Number who passed all assessments taken within their area of specialization.

Single Assessment Institution-Level Pass Rate Data: Traditional Teacher Preparation Program Within IHE



**IEOA - Title II  
- 2012 Academic  
Year**

<b>Institution Name</b>	ROWAN UNIVERSITY
<b>Institution Code</b>	2515
<b>State</b>	New Jersey

February 28, 2013

Assessment Information <sup>1</sup>	Group	Number Taking Assessment	Number Passing Assessment	Institutional Pass Rate	Institutional Average Scaled Score	Assessment Cut Score <sup>2</sup>	Statewide			
							Number Taking Assessment	Number Passing Assessment	Statewide Pass Rate	Statewide Average Scaled Score
ART CONTENT KNOWLEDGE II (0134)  Test Company: ETS Score Range: 100-200	All enrolled students who have completed all nonclinical courses, 2011-12						26	22	85%	165
	Other enrolled students, 2011-12	17	13	76%	165	158	48	34	71%	162
	All program completers, 2011-12	1				158	16	16	100%	173
	All program completers, 2010-11									
	All program completers, 2009-10									
ART CONTENT KNOWLEDGE (0133)  Test Company: ETS Score Range: 100-200	All enrolled students who have completed all nonclinical courses, 2011-12	1				150	15	15	100%	168
	Other enrolled students, 2011-12	12	12	100%	165	150	38	37	97%	169
	All program completers, 2011-12	7				150	92	92	100%	169
	All program completers, 2010-11	16	16	100%	167	150	150	150	100%	169
	All program completers, 2009-10	23	23	100%	169	150	147	147	100%	170
BIOLOGY CONTENT KNOWLEDGE PART 2 (0232)  Test Company: ETS Score Range: 100-200	All enrolled students who have completed all nonclinical courses, 2011-12									
	Other enrolled students, 2011-12						1			
	All program completers, 2011-12									
	All program completers, 2010-11									
	All program completers, 2009-10						4			
BIOLOGY CONTENT KNOWLEDGE (0235)  Test Company: ETS Score Range: 100-200	All enrolled students who have completed all nonclinical courses, 2011-12						20	19	95%	164
	Other enrolled students, 2011-12	15	13	87%	161	152	60	53	88%	167
	All program completers, 2011-12	6				152	112	109	97%	166
	All program completers, 2010-11	4				152	80	77	96%	167
	All program completers, 2009-10	3				152	82	81	99%	170



**IEOA - Title II  
- 2012 Academic  
Year**


<b>Institution Name</b>	ROWAN UNIVERSITY
<b>Institution Code</b>	2515
<b>State</b>	New Jersey

February 28, 2013

Assessment Information <sup>1</sup>	Group	Number Taking Assessment	Number Passing Assessment	Institutional Pass Rate	Institutional Average Scaled Score	Assessment Cut Score <sup>2</sup>	Statewide			
							Number Taking Assessment	Number Passing Assessment	Statewide Pass Rate	Statewide Average Scaled Score




Test Company: ETS Score Range: 100-200	Other enrolled students, 2011-12						11	10	91%	161
	All program completers, 2011-12						8			
	All program completers, 2010-11						10	8	80%	162
	All program completers, 2009-10						4			
ELEM ED CONTENT KNOWLEDGE (0014)  Test Company: ETS Score Range: 100-200	All enrolled students who have completed all nonclinical courses, 2011-12	13	13	100%	164	141	597	576	96%	160
	Other enrolled students, 2011-12	365	362	99%	163	141	1985	1857	94%	161
	All program completers, 2011-12	165	165	100%	163	141	2264	2241	99%	162
	All program completers, 2010-11	183	183	100%	163	141	2464	2441	99%	162
	All program completers, 2009-10	219	219	100%	165	141	2557	2530	99%	162
CONTENT KNOWLEDGE (0041)  Test Company: ETS Score Range: 100-200	All enrolled students who have completed all nonclinical courses, 2011-12						116	98	84%	171
	Other enrolled students, 2011-12	44	39	89%	171	162	231	185	80%	172
	All program completers, 2011-12	29	29	100%	176	162	325	314	97%	175
	All program completers, 2010-11	18	18	100%	177	162	362	348	96%	177
	All program completers, 2009-10	27	27	100%	176	162	342	331	97%	176

 <b>IEOA - Title II - 2012 Academic Year</b>	<b>Institution Name</b>	ROWAN UNIVERSITY
	<b>Institution Code</b>	2515
	<b>State</b>	New Jersey

February 28, 2013

Assessment Information <sup>1</sup>	Group	Number Taking Assessment	Number Passing Assessment	Institutional Pass Rate	Institutional Average Scaled Score	Assessment Cut Score <sup>2</sup>	Statewide			
							Number Taking Assessment	Number Passing Assessment	Statewide Pass Rate	Statewide Average Scaled Score
FRENCH CONTENT KNOWLEDGE (0173)  Test Company: ETS Score Range: 100-200	All enrolled students who have completed all nonclinical courses, 2011-12						1			
	Other enrolled students, 2011-12						3			
	All program completers, 2011-12						2			
	All program completers, 2010-11						6			
	All program completers, 2009-10						5			
FRENCH WORLD LANGUAGE (CD) (5174)  Test Company: ETS Score Range: 100-200	All enrolled students who have completed all nonclinical courses, 2011-12						1			
	Other enrolled students, 2011-12						2			
	All program completers, 2011-12						7			
	All program completers, 2010-11						3			
	All program completers, 2009-10									
GENERAL SCI CONTENT KNOWL PART 1 (0431)  Test Company: ETS Score Range: 100-200	All enrolled students who have completed all nonclinical courses, 2011-12									
	Other enrolled students, 2011-12						1			
	All program completers, 2011-12									


Single Assessment Institution-Level Pass Rate Data: Traditional Teacher Preparation Program Within IHE										
GENERAL SCI CONTENT KNOWL PART 2 (0432)  Test Company: ETS Score Range: 100-200	All program completers, 2010-11								2	
	All program completers, 2009-10								8	
	All enrolled students who have completed all nonclinical courses, 2011-12									
	Other enrolled students, 2011-12									
	All program completers, 2011-12									
	All program completers, 2010-11									
All program completers, 2009-10									1	

 <b>IEOA - Title II - 2012 Academic Year</b>	<b>Institution Name</b>	ROWAN UNIVERSITY
	<b>Institution Code</b>	2515
	<b>State</b>	New Jersey

February 28, 2013

Assessment Information <sup>1</sup>	Group	Number Taking Assessment	Number Passing Assessment	Institutional Pass Rate	Institutional Average Scaled Score	Assessment Cut Score <sup>2</sup>	Statewide			
							Number Taking Assessment	Number Passing Assessment	Statewide Pass Rate	Statewide Average Scaled Score
GENERAL SCI CONTENT KNOWLEDGE (0435)  Test Company: ETS Score Range: 100-200	All enrolled students who have completed all nonclinical courses, 2011-12						34	28	82%	163
	Other enrolled students, 2011-12	23	21	91%	159	152	86	74	86%	165
	All program completers, 2011-12	8				152	149	143	96%	166
	All program completers, 2010-11	7				152	119	115	97%	167
	All program completers, 2009-10	5				152	112	109	97%	170
GERMAN CONTENT KNOWLEDGE (0181)  Test Company: ETS Score Range: 100-200	All enrolled students who have completed all nonclinical courses, 2011-12									
	Other enrolled students, 2011-12						1			
	All program completers, 2011-12									
	All program completers, 2010-11									
GERMAN WORLD LANGUAGE (CD) (5183)  Test Company: ETS Score Range: 100-200	All enrolled students who have completed all nonclinical courses, 2011-12									
	Other enrolled students, 2011-12									
	All program completers, 2011-12						1			
	All program completers, 2010-11						1			
HEALTH AND PE: CK (0856)  Test Company: ETS Score Range: 100-200	All enrolled students who have completed all nonclinical courses, 2011-12						169	156	92%	161
	Other enrolled students, 2011-12	146	134	92%	161	151	252	219	87%	160
	All program completers, 2011-12	71	71	100%	162	151	353	353	100%	162
	All program completers, 2010-11	88	88	100%	163	151	363	360	99%	163

All program completers, 2009-10	71	71	100%	164	151	325	323	99%	163
---------------------------------	----	----	------	-----	-----	-----	-----	-----	-----

 <b>IEOA - Title II - 2012 Academic Year</b>	
<b>Institution Name</b>	ROWAN UNIVERSITY
<b>Institution Code</b>	2515
<b>State</b>	New Jersey

February 28, 2013

Assessment Information <sup>1</sup>	Group	Number Taking Assessment	Number Passing Assessment	Institutional Pass Rate	Institutional Average Scaled Score	Assessment Cut Score <sup>2</sup>	Statewide			
							Number Taking Assessment	Number Passing Assessment	Statewide Pass Rate	Statewide Average Scaled Score
<b>INTRO TO THE TEACHING OF READING (0200)</b>  Test Company: ETS Score Range: 250-990	All enrolled students who have completed all nonclinical courses, 2011-12									
	Other enrolled students, 2011-12	1				560	1			
	All program completers, 2011-12	1				560	1			
	All program completers, 2010-11									
	All program completers, 2009-10	19	19	100%	651	560	19	19	100%	651
<b>MATHEMATICS CONTENT KNOWLEDGE (0061)</b>  Test Company: ETS Score Range: 100-200	All enrolled students who have completed all nonclinical courses, 2011-12						73	68	93%	147
	Other enrolled students, 2011-12	46	37	80%	148	137	188	140	74%	145
	All program completers, 2011-12	17	17	100%	152	137	209	207	99%	157
	All program completers, 2010-11	22	21	95%	151	137	196	191	97%	154
	All program completers, 2009-10	13	13	100%	149	137	172	168	98%	154
<b>MIDDLE SCHOOL ENGLISH LANGUAGE ARTS (0049)</b>  Test Company: ETS Score Range: 100-200	All enrolled students who have completed all nonclinical courses, 2011-12						14	13	93%	168
	Other enrolled students, 2011-12	9				156	14	13	93%	172
	All program completers, 2011-12						64	59	92%	169
	All program completers, 2010-11	1				156	97	93	96%	173
	All program completers, 2009-10	15	15	100%	180	156	160	155	97%	172
<b>MIDDLE SCHOOL MATHEMATICS (0069)</b>  Test Company: ETS Score Range: 100-200	All enrolled students who have completed all nonclinical courses, 2011-12	1				152	11	9	82%	168
	Other enrolled students, 2011-12	17	17	100%	171	152	26	26	100%	169
	All program completers, 2011-12						59	58	98%	166
	All program completers, 2010-11	9				152	95	88	93%	169
	All program completers, 2009-10	13	13	100%	169	152	108	99	92%	167

Single Assessment Institution-Level Pass Rate Data: *Traditional Teacher Preparation Program Within IHE*



**IEOA - Title II  
- 2012 Academic  
Year**

<b>Institution Name</b>	ROWAN UNIVERSITY
<b>Institution Code</b>	2515
<b>State</b>	New Jersey

February 28, 2013

Assessment Information <sup>1</sup>	Group	Number Taking Assessment	Number Passing Assessment	Institutional Pass Rate	Institutional Average Scaled Score	Assessment Cut Score <sup>2</sup>	Statewide			
							Number Taking Assessment	Number Passing Assessment	Statewide Pass Rate	Statewide Average Scaled Score
<b>MIDDLE SCHOOL SCIENCE (0439)</b>  Test Company: ETS Score Range: 100-200	All enrolled students who have completed all nonclinical courses, 2011-12						5			
	Other enrolled students, 2011-12	11	10	91%	162	145	17	14	82%	159
	All program completers, 2011-12						34	32	94%	159
	All program completers, 2010-11	15	14	93%	158	145	60	55	92%	158
	All program completers, 2009-10	11	11	100%	150	145	73	64	88%	155
<b>MIDDLE SCHOOL SOCIAL STUDIES (0089)</b>  Test Company: ETS Score Range: 100-200	All enrolled students who have completed all nonclinical courses, 2011-12						7			
	Other enrolled students, 2011-12	11	5	45%	158	158	13	6	46%	158
	All program completers, 2011-12						33	31	94%	167
	All program completers, 2010-11	2				158	52	46	88%	169
	All program completers, 2009-10	7				158	94	70	74%	165
<b>MUSIC CONTENT KNOWLEDGE (0113)</b>  Test Company: ETS Score Range: 100-200	All enrolled students who have completed all nonclinical courses, 2011-12						38	36	95%	170
	Other enrolled students, 2011-12	35	34	97%	165	153	78	65	83%	162
	All program completers, 2011-12	14	14	100%	171	153	146	143	98%	169
	All program completers, 2010-11	17	17	100%	170	153	128	122	95%	168
	All program completers, 2009-10	22	22	100%	170	153	145	142	98%	169
<b>PHYSICAL ED CONTENT KNOWLEDGE (0091)</b>  Test Company: ETS Score Range: 100-200	All enrolled students who have completed all nonclinical courses, 2011-12						6			
	Other enrolled students, 2011-12	2				148	8			
	All program completers, 2011-12						11	11	100%	158
	All program completers, 2010-11						15	14	93%	158
	All program completers, 2009-10						5			




**IEOA - Title II  
- 2012 Academic  
Year**

<b>Institution Name</b>	ROWAN UNIVERSITY
<b>Institution Code</b>	2515
<b>State</b>	New Jersey

February 28, 2013

**Statewide**

Assessment Information <sup>1</sup>	Group	Number Taking Assessment	Number Passing Assessment	Institutional Pass Rate	Institutional Average Scaled Score	Traditional T Assessment Cut Score <sup>2</sup>	Number Taking Assessment	Number Passing Assessment	Statewide Pass Rate	Statewide Average Scaled Score
PHYSICS CONTENT KNOWLEDGE II (0265)  Test Company: ETS Score Range: 100-200	All enrolled students who have completed all nonclinical courses, 2011-12						3			
	Other enrolled students, 2011-12	6				141	9			
	All program completers, 2011-12	1				141	17	17	100%	165
	All program completers, 2010-11	1				141	16	16	100%	160
	All program completers, 2009-10	2				141	15	14	93%	161
PHYSICS CONTENT KNOWLEDGE (0261)  Test Company: ETS Score Range: 100-200	All enrolled students who have completed all nonclinical courses, 2011-12									
	Other enrolled students, 2011-12									
	All program completers, 2011-12									
	All program completers, 2010-11									
	All program completers, 2009-10						1			
PRAXIS I MATHEMATICS (0730)  Test Company: ETS Score Range: 150-190	All enrolled students who have completed all nonclinical courses, 2011-12									
	Other enrolled students, 2011-12	1107	1035	93%	180	174	1115	1040	93%	180
	All program completers, 2011-12									
	All program completers, 2010-11									
	All program completers, 2009-10						1			
PRAXIS I READING (0710)  Test Company: ETS Score Range: 150-190	All enrolled students who have completed all nonclinical courses, 2011-12									
	Other enrolled students, 2011-12	1113	1010	91%	179	175	1122	1015	90%	178
	All program completers, 2011-12									
	All program completers, 2010-11									
	All program completers, 2009-10						1			


 <b>IEOA - Title II - 2012 Academic Year</b>	<b>Institution Name</b>	ROWAN UNIVERSITY
	<b>Institution Code</b>	2515
	<b>State</b>	New Jersey

February 28, 2013

Assessment Information <sup>1</sup>	Group	Number Taking Assessment	Number Passing Assessment	Institutional Pass Rate	Institutional Average Scaled Score	Assessment Cut Score <sup>2</sup>	Statewide			
							Number Taking Assessment	Number Passing Assessment	Statewide Pass Rate	Statewide Average Scaled Score
PRAXIS I WRITING (0720)  Test Company: ETS Score Range: 150-190	All enrolled students who have completed all nonclinical courses, 2011-12									
	Other enrolled students, 2011-12	1109	1040	94%	177	173	1117	1047	94%	177
	All program completers, 2011-12									



Single Assessment Institution-Level Pass Rate Data: Traditional Teacher Preparation Program Within IHE										
	All program completers, 2010-11									
	All program completers, 2009-10						1			
SOCIAL STUDIES CONTENT KNOWLEDGE (0081)  Test Company: ETS Score Range: 100-200	All enrolled students who have completed all nonclinical courses, 2011-12						118	105	89%	164
	Other enrolled students, 2011-12	79	61	77%	163	157	235	161	69%	162
	All program completers, 2011-12	20	20	100%	164	157	355	335	94%	168
	All program completers, 2010-11	35	32	91%	164	157	401	385	96%	168
	All program completers, 2009-10	33	33	100%	166	157	392	382	97%	168
SPANISH CONTENT KNOWLEDGE (0191)  Test Company: ETS Score Range: 100-200	All enrolled students who have completed all nonclinical courses, 2011-12						3			
	Other enrolled students, 2011-12	1				159	9			
	All program completers, 2011-12						13	13	100%	181
	All program completers, 2010-11	4				159	61	61	100%	178
	All program completers, 2009-10	4				159	73	73	100%	178
SPANISH WORLD LANGUAGE (CD) (5195)  Test Company: ETS Score Range: 100-200	All enrolled students who have completed all nonclinical courses, 2011-12						13	13	100%	183
	Other enrolled students, 2011-12	11	7	64%	167	168	36	25	69%	172
	All program completers, 2011-12	2				168	41	38	93%	181
	All program completers, 2010-11						14	11	79%	178
	All program completers, 2009-10						2			


 **IEOA - Title II - 2012 Academic Year**

Institution Name	ROWAN UNIVERSITY
Institution Code	2515
State	New Jersey

February 28, 2013

Assessment Information <sup>1</sup>	Group	Number Taking Assessment	Number Passing Assessment	Institutional Pass Rate	Institutional Average Scaled Score	Assessment Cut Score <sup>2</sup>	Statewide			
							Number Taking Assessment	Number Passing Assessment	Statewide Pass Rate	Statewide Average Scaled Score
TEACHING READING (0204)  Test Company: ETS Score Range: 100-200	All enrolled students who have completed all nonclinical courses, 2011-12									
	Other enrolled students, 2011-12	9				159	9			
	All program completers, 2011-12	5				159	5			
	All program completers, 2010-11									
	All program completers, 2009-10									
TECHNOLOGY EDUCATION II (0051)  Test Company: ETS	All enrolled students who have completed all nonclinical courses, 2011-12									
	Other enrolled students, 2011-12						3			

Score Range: 100-200	All program completers, 2011-12						9			
	All program completers, 2010-11						1			
	All program completers, 2009-10									
TECHNOLOGY EDUCATION (0050)  Test Company: ETS Score Range: 250-990	All enrolled students who have completed all nonclinical courses, 2011-12									
	Other enrolled students, 2011-12						3			
	All program completers, 2011-12						2			
	All program completers, 2010-11						11	11	100%	665
	All program completers, 2009-10						12	11	92%	643
THEATRE (0640)  Test Company: ETS Score Range: 250-990	All enrolled students who have completed all nonclinical courses, 2011-12						1			
	Other enrolled students, 2011-12	3				570	4			
	All program completers, 2011-12						9			
	All program completers, 2010-11	4				570	10	10	100%	679
	All program completers, 2009-10	2				570	3			


 **IEOA - Title II  
- 2012 Academic  
Year**

Institution Name	ROWAN UNIVERSITY
Institution Code	2515
State	New Jersey

February 28, 2013

Assessment Information <sup>1</sup>	Group	Number Taking Assessment	Number Passing Assessment	Institutional Pass Rate	Institutional Average Scaled Score	Assessment Cut Score <sup>2</sup>	Statewide			
							Number Taking Assessment	Number Passing Assessment	Statewide Pass Rate	Statewide Average Scaled Score
OPI FRENCH (ACT1006)  Test Company: ACTFL* Score Range: 1-10	All enrolled students who have completed all nonclinical courses, 2011-12									
	Other enrolled students, 2011-12						5			
	All program completers, 2011-12						5			
	All program completers, 2010-11						3			
	All program completers, 2009-10									
OPI GERMAN (ACT1007)  Test Company: ACTFL* Score Range: 1-10	All enrolled students who have completed all nonclinical courses, 2011-12									
	Other enrolled students, 2011-12									
	All program completers, 2011-12						2			
	All program completers, 2010-11									
	All program completers, 2009-10									
OPI ITALIAN (ACT1010)	All enrolled students who have completed all nonclinical courses, 2011-12									

Single Assessment Institution-Level Pass Rate Data: Traditional Teacher Preparation Program Within IHE									
Test Company: ACTFL* Score Range: 1-10	Other enrolled students, 2011-12						3		
	All program completers, 2011-12						2		
	All program completers, 2010-11						2		
	All program completers, 2009-10								
OPI MANDARIN (ACT1013)  Test Company: ACTFL* Score Range: 1-10	All enrolled students who have completed all nonclinical courses, 2011-12						1		
	Other enrolled students, 2011-12						1		
	All program completers, 2011-12								
	All program completers, 2010-11								
	All program completers, 2009-10								

 <b>IEOA - Title II - 2012 Academic Year</b>	<b>Institution Name</b>	ROWAN UNIVERSITY
	<b>Institution Code</b>	2515
	<b>State</b>	New Jersey

February 28, 2013

							Statewide			
Assessment Information <sup>1</sup>	Group	Number Taking Assessment	Number Passing Assessment	Institutional Pass Rate	Institutional Average Scaled Score	Assessment Cut Score <sup>2</sup>	Number Taking Assessment	Number Passing Assessment	Statewide Pass Rate	Statewide Average Scaled Score
OPI SPANISH (ACT1018)  Test Company: ACTFL* Score Range: 1-10	All enrolled students who have completed all nonclinical courses, 2011-12									
	Other enrolled students, 2011-12	2				7	2			
	All program completers, 2011-12									
	All program completers, 2010-11									
	All program completers, 2009-10									

<sup>1</sup>Tests with multiple delivery options (computer, paper, etc.) will be noted with the assessment code for the paper format only.  
<sup>2</sup>Cut scores may vary for groups depending upon when the cut scores are established by the state and when each group completed their teacher certification or licensure assessment.  
 \*Questions regarding tests listed by this testing company must be addressed to your state Title II Coordinator.