



**Summary Institution-Level Pass Rate Data: Traditional Teacher Preparation Program Within IHE**

		<b>HEOA - Title II 2010 - 2011 Academic Year</b>				
<b>Institution Name</b>		ROWAN UNIVERSITY				
<b>Institution Code</b>		2515				
<b>State</b>		New Jersey				
		<i>April 9, 2012</i>				
		<b>Statewide</b>				
<b>Group</b>	<b>Number Taking Assessment<sup>1</sup></b>	<b>Number Passing Assessment<sup>2</sup></b>	<b>Institutional Pass Rate</b>	<b>Number Taking Assessment<sup>1</sup></b>	<b>Number Passing Assessment<sup>2</sup></b>	<b>Statewide Pass Rate</b>
All program completers, 2010-11	439	431	98%	4565	4482	98%
All program completers, 2009-10	420	420	100%	4474	4409	99%
All program completers, 2008-09	415	415	100%	4403	4344	99%

<sup>1</sup> Number of completers taking one or more assessments within their area of specialization.

<sup>2</sup> Number who passed all assessments taken within their area of specialization.

Single Assessment Institution-Level Pass Rate Data: *Traditional Teacher Preparation Program Within IHE*

	<b>HEOA - Title II</b> <b>2010 - 2011 Academic Year</b>
	<b>Institution Name</b>
	<b>Institution Code</b>
	<b>State</b>

ROWAN UNIVERSITY


2515

New Jersey

April 9, 2012

Assessment Information <sup>1</sup>	Group	Number Taking Assessment	Number Passing Assessment	Institutional Pass Rate	Institutional Average Scaled Score	Assessment Cut Score <sup>2</sup>	Statewide			
							Number Taking Assessment	Number Passing Assessment	Statewide Pass Rate	Statewide Average Scaled Score
<b>ART CONTENT KNOWLEDGE (0133)</b>  Test Company: ETS Score Range: 100-200	All enrolled students who have completed all nonclinical courses, 2010-11	2				150	25	25	100%	166
	Other enrolled students, 2010-11	17	17	100%	168	150	92	90	98%	170
	All program completers, 2010-11	16	16	100%	167	150	150	150	100%	169
	All program completers, 2009-10	23	23	100%	169	150	147	147	100%	170
	All program completers, 2008-09	10	10	100%	167	150	134	132	99%	166
<b>BIOLOGY CONTENT KNOWLEDGE PART 2 (0232)</b>  Test Company: ETS Score Range: 100-200	All enrolled students who have completed all nonclinical courses, 2010-11						1			
	Other enrolled students, 2010-11						1			
	All program completers, 2010-11									
	All program completers, 2009-10						4			
	All program completers, 2008-09									
<b>BIOLOGY CONTENT KNOWLEDGE (0235)</b>  Test Company: ETS Score Range: 100-200	All enrolled students who have completed all nonclinical courses, 2010-11						24	18	75%	162
	Other enrolled students, 2010-11	16	16	100%	161	152	77	70	91%	163
	All program completers, 2010-11	4				152	79	76	96%	167
	All program completers, 2009-10	3				152	82	81	99%	170
	All program completers, 2008-09	2				152	83	80	96%	166
<b>BUSINESS EDUCATION: CONTENT KNOWLEDGE (0101)</b>  Test Company: ETS Score Range: 100-200	All enrolled students who have completed all nonclinical courses, 2010-11									
	Other enrolled students, 2010-11						3			
	All program completers, 2010-11						1			
	All program completers, 2009-10									
	All program completers, 2008-09									

Single Assessment Institution-Level Pass Rate Data: *Traditional Teacher Preparation Program Within IHE*

	<b>HEOA - Title II</b> <b>2010 - 2011 Academic Year</b>
	<b>Institution Name</b>
	<b>Institution Code</b>
	<b>State</b>

ROWAN UNIVERSITY


2515

New Jersey

April 9, 2012

Assessment Information <sup>1</sup>	Group	Number Taking Assessment	Number Passing Assessment	Institutional Pass Rate	Institutional Average Scaled Score	Assessment Cut Score <sup>2</sup>	Statewide			
							Number Taking Assessment	Number Passing Assessment	Statewide Pass Rate	Statewide Average Scaled Score
<b>BUSINESS EDUCATION (0100)</b>  Test Company: ETS Score Range: 250-990	All enrolled students who have completed all nonclinical courses, 2010-11						1			
	Other enrolled students, 2010-11						3			
	All program completers, 2010-11						8			
	All program completers, 2009-10						20	19	95%	626
	All program completers, 2008-09	1				580	12	12	100%	633
<b>CHEMISTRY CONTENT KNOWLEDGE II (0245)</b>  Test Company: ETS Score Range: 100-200	All enrolled students who have completed all nonclinical courses, 2010-11						5			
	Other enrolled students, 2010-11	4				152	13	9	69%	152
	All program completers, 2010-11	2				152	13	11	85%	162
	All program completers, 2009-10	2				152	16	15	94%	166
	All program completers, 2008-09						12	11	92%	173
<b>CHEMISTRY CONTENT KNOWLEDGE (0241)</b>  Test Company: ETS Score Range: 100-200	All enrolled students who have completed all nonclinical courses, 2010-11						1			
	Other enrolled students, 2010-11									
	All program completers, 2010-11						1			
	All program completers, 2009-10						3			
	All program completers, 2008-09									
<b>EARLY CHILDHOOD CONTENT KNOWLEDGE (0022)</b>  Test Company: ETS Score Range: 100-200	All enrolled students who have completed all nonclinical courses, 2010-11	3				159	179	166	93%	169
	Other enrolled students, 2010-11	32	32	100%	177	159	316	287	91%	172
	All program completers, 2010-11	22	22	100%	179	159	421	417	99%	174
	All program completers, 2009-10						424	419	99%	174
	All program completers, 2008-09						247	245	99%	173

Single Assessment Institution-Level Pass Rate Data: *Traditional Teacher Preparation Program Within IHE*

	<b>HEOA - Title II</b> <b>2010 - 2011 Academic Year</b>
	<b>Institution Name</b>
	<b>Institution Code</b>
	<b>State</b>

ROWAN UNIVERSITY


2515

New Jersey

April 9, 2012

Assessment Information <sup>1</sup>	Group	Number Taking Assessment	Number Passing Assessment	Institutional Pass Rate	Institutional Average Scaled Score	Assessment Cut Score <sup>2</sup>	Statewide			
							Number Taking Assessment	Number Passing Assessment	Statewide Pass Rate	Statewide Average Scaled Score
<b>EARTH AND SPACE SCIENCES - CONTENT KNOWLEDGE (0571)</b>  Test Company: ETS Score Range: 100-200	All enrolled students who have completed all nonclinical courses, 2010-11						3			
	Other enrolled students, 2010-11						6			
	All program completers, 2010-11						10	8	80%	162
	All program completers, 2009-10						4			
	All program completers, 2008-09						5			
<b>ELEMENTARY ED CONTENT KNOWLEDGE (0014)</b>  Test Company: ETS Score Range: 100-200	All enrolled students who have completed all nonclinical courses, 2010-11	17	17	100%	165	141	773	745	96%	159
	Other enrolled students, 2010-11	272	265	97%	161	141	1389	1284	92%	160
	All program completers, 2010-11	183	182	99%	163	141	2458	2435	99%	162
	All program completers, 2009-10	220	220	100%	165	141	2557	2530	99%	162
	All program completers, 2008-09	222	222	100%	165	141	2545	2523	99%	162
<b>ENG LANG LIT COMP CONTENT KNOWLEDGE (0041)</b>  Test Company: ETS Score Range: 100-200	All enrolled students who have completed all nonclinical courses, 2010-11						87	74	85%	173
	Other enrolled students, 2010-11	53	48	91%	173	162	220	178	81%	171
	All program completers, 2010-11	18	18	100%	177	162	361	346	96%	177
	All program completers, 2009-10	27	27	100%	176	162	342	330	96%	176
	All program completers, 2008-09	23	23	100%	176	162	420	406	97%	176
<b>FRENCH CONTENT KNOWLEDGE (0173)</b>  Test Company: ETS Score Range: 100-200	All enrolled students who have completed all nonclinical courses, 2010-11						1			
	Other enrolled students, 2010-11									
	All program completers, 2010-11									
	All program completers, 2009-10									
	All program completers, 2008-09						9			

Single Assessment Institution-Level Pass Rate Data: *Traditional Teacher Preparation Program Within IHE*

	<b>HEOA - Title II</b> <b>2010 - 2011 Academic Year</b>
	<b>Institution Name</b>
	<b>Institution Code</b>
	<b>State</b>

ROWAN UNIVERSITY


2515

New Jersey

April 9, 2012

Assessment Information <sup>1</sup>	Group	Number Taking Assessment	Number Passing Assessment	Institutional Pass Rate	Institutional Average Scaled Score	Assessment Cut Score <sup>2</sup>	Statewide			
							Number Taking Assessment	Number Passing Assessment	Statewide Pass Rate	Statewide Average Scaled Score
<b>FRENCH: WORLD LANGUAGE (5174)</b>  Test Company: ETS Score Range: 100-200	All enrolled students who have completed all nonclinical courses, 2010-11									
	Other enrolled students, 2010-11						3			
	All program completers, 2010-11						3			
	All program completers, 2009-10									
	All program completers, 2008-09									
<b>GENERAL SCI CONTENT KNOWL PART 1 (0431)</b>  Test Company: ETS Score Range: 100-200	All enrolled students who have completed all nonclinical courses, 2010-11									
	Other enrolled students, 2010-11						1			
	All program completers, 2010-11						2			
	All program completers, 2009-10						8			
	All program completers, 2008-09									
<b>GENERAL SCI CONTENT KNOWL PART 2 (0432)</b>  Test Company: ETS Score Range: 100-200	All enrolled students who have completed all nonclinical courses, 2010-11						1			
	Other enrolled students, 2010-11						1			
	All program completers, 2010-11									
	All program completers, 2009-10						1			
	All program completers, 2008-09									
<b>GENERAL SCI CONTENT KNOWLEDGE (0435)</b>  Test Company: ETS Score Range: 100-200	All enrolled students who have completed all nonclinical courses, 2010-11						34	28	82%	160
	Other enrolled students, 2010-11	21	14	67%	157	152	106	81	76%	162
	All program completers, 2010-11	7				152	118	114	97%	167
	All program completers, 2009-10	5				152	112	109	97%	170
	All program completers, 2008-09	1				152	107	98	92%	167


**Single Assessment Institution-Level Pass Rate Data: Traditional Teacher Preparation Program Within IHE**

	<b>HEOA - Title II 2010 - 2011 Academic Year</b>
	<b>Institution Name</b> ROWAN UNIVERSITY
	<b>Institution Code</b> 2515
	<b>State</b> New Jersey

April 9, 2012

Assessment Information <sup>1</sup>	Group	Number Taking Assessment	Number Passing Assessment	Institutional Pass Rate	Institutional Average Scaled Score	Assessment Cut Score <sup>2</sup>	Statewide			
							Number Taking Assessment	Number Passing Assessment	Statewide Pass Rate	Statewide Average Scaled Score
<b>GERMAN CONTENT KNOWLEDGE (0181)</b>  <i>Test Company: ETS</i> <i>Score Range: 100-200</i>	All enrolled students who have completed all nonclinical courses, 2010-11									
	Other enrolled students, 2010-11						1			
	All program completers, 2010-11									
	All program completers, 2009-10						2			
	All program completers, 2008-09									
<b>GERMAN: WORLD LANGUAGE (5183)</b>  <i>Test Company: ETS</i> <i>Score Range: 100-200</i>	All enrolled students who have completed all nonclinical courses, 2010-11									
	Other enrolled students, 2010-11									
	All program completers, 2010-11						1			
	All program completers, 2009-10									
	All program completers, 2008-09									
<b>HEALTH AND PE: CK (0856)</b>  <i>Test Company: ETS</i> <i>Score Range: 100-200</i>	All enrolled students who have completed all nonclinical courses, 2010-11						93	83	89%	161
	Other enrolled students, 2010-11	143	132	92%	161	151	297	272	92%	161
	All program completers, 2010-11	88	88	100%	163	151	361	358	99%	163
	All program completers, 2009-10	68	68	100%	164	151	315	314	100%	163
	All program completers, 2008-09	99	99	100%	166	151	368	368	100%	164
<b>INTRO TO THE TEACHING OF READING (0200)</b>  <i>Test Company: ETS</i> <i>Score Range: 250-990</i>	All enrolled students who have completed all nonclinical courses, 2010-11									
	Other enrolled students, 2010-11	1				560	1			
	All program completers, 2010-11									
	All program completers, 2009-10	19	19	100%	651	560	19	19	100%	651
	All program completers, 2008-09	17	17	100%	649	560	17	17	100%	649

Single Assessment Institution-Level Pass Rate Data: *Traditional Teacher Preparation Program Within IHE*

	<b>HEOA - Title II</b> <b>2010 - 2011 Academic Year</b>
	<b>Institution Name</b>
	<b>Institution Code</b>
	<b>State</b>

ROWAN UNIVERSITY


2515

New Jersey

April 9, 2012

Assessment Information <sup>1</sup>	Group	Number Taking Assessment	Number Passing Assessment	Institutional Pass Rate	Institutional Average Scaled Score	Assessment Cut Score <sup>2</sup>	Statewide			
							Number Taking Assessment	Number Passing Assessment	Statewide Pass Rate	Statewide Average Scaled Score
<b>MATHEMATICS: CONTENT KNOWLEDGE (0061)</b>  Test Company: ETS Score Range: 100-200	All enrolled students who have completed all nonclinical courses, 2010-11						53	47	89%	152
	Other enrolled students, 2010-11	31	27	87%	149	137	157	121	77%	147
	All program completers, 2010-11	22	21	95%	151	137	196	191	97%	154
	All program completers, 2009-10	13	13	100%	149	137	171	166	97%	153
	All program completers, 2008-09	14	14	100%	147	137	171	167	98%	153
<b>MIDDLE SCHOOL ENGLISH LANGUAGE ARTS (0049)</b>  Test Company: ETS Score Range: 100-200	All enrolled students who have completed all nonclinical courses, 2010-11						20	18	90%	173
	Other enrolled students, 2010-11						5			
	All program completers, 2010-11	1				156	97	93	96%	173
	All program completers, 2009-10	15	15	100%	180	156	160	155	97%	172
	All program completers, 2008-09	13	13	100%	174	156	138	134	97%	171
<b>MIDDLE SCHOOL MATHEMATICS (0069)</b>  Test Company: ETS Score Range: 100-200	All enrolled students who have completed all nonclinical courses, 2010-11	1				152	19	18	95%	163
	Other enrolled students, 2010-11	5				152	14	13	93%	172
	All program completers, 2010-11	9				152	95	88	93%	169
	All program completers, 2009-10	13	13	100%	169	152	108	98	91%	167
	All program completers, 2008-09	20	20	100%	172	152	83	78	94%	167
<b>MIDDLE SCHOOL SCIENCE (0439)</b>  Test Company: ETS Score Range: 100-200	All enrolled students who have completed all nonclinical courses, 2010-11						8			
	Other enrolled students, 2010-11	4				145	8			
	All program completers, 2010-11	15	14	93%	158	145	60	55	92%	158
	All program completers, 2009-10	11	11	100%	150	145	73	64	88%	155
	All program completers, 2008-09	13	13	100%	157	145	52	50	96%	156

Single Assessment Institution-Level Pass Rate Data: *Traditional Teacher Preparation Program Within IHE*

	<b>HEOA - Title II 2010 - 2011 Academic Year</b>
	<b>Institution Name</b>
	<b>Institution Code</b>
	<b>State</b>

ROWAN UNIVERSITY

2515


New Jersey

April 9, 2012

Assessment Information <sup>1</sup>	Group	Number Taking Assessment	Number Passing Assessment	Institutional Pass Rate	Institutional Average Scaled Score	Assessment Cut Score <sup>2</sup>	Statewide			
							Number Taking Assessment	Number Passing Assessment	Statewide Pass Rate	Statewide Average Scaled Score
<b>MIDDLE SCHOOL SOCIAL STUDIES (0089)</b>  Test Company: ETS Score Range: 100-200	All enrolled students who have completed all nonclinical courses, 2010-11						6			
	Other enrolled students, 2010-11	2				158	5			
	All program completers, 2010-11	2				158	52	46	88%	169
	All program completers, 2009-10	7				158	94	70	74%	165
	All program completers, 2008-09	5				158	86	68	79%	166
<b>MUSIC CONTENT KNOWLEDGE (0113)</b>  Test Company: ETS Score Range: 100-200	All enrolled students who have completed all nonclinical courses, 2010-11						28	24	86%	166
	Other enrolled students, 2010-11	26	24	92%	168	153	67	58	87%	164
	All program completers, 2010-11	17	17	100%	170	153	127	122	96%	168
	All program completers, 2009-10	22	22	100%	170	153	145	142	98%	169
	All program completers, 2008-09	19	19	100%	168	153	148	147	99%	169
<b>PHYSICAL ED: CONTENT KNOWLEDGE (0091)</b>  Test Company: ETS Score Range: 100-200	All enrolled students who have completed all nonclinical courses, 2010-11						2			
	Other enrolled students, 2010-11						11	10	91%	155
	All program completers, 2010-11						14	13	93%	157
	All program completers, 2009-10	3				148	15	14	93%	155
	All program completers, 2008-09	1				148	24	24	100%	155
<b>PHYSICS CONTENT KNOWLEDGE II (0265)</b>  Test Company: ETS Score Range: 100-200	All enrolled students who have completed all nonclinical courses, 2010-11						3			
	Other enrolled students, 2010-11	5				141	8			
	All program completers, 2010-11	1				141	16	16	100%	160
	All program completers, 2009-10	2				141	15	14	93%	161
	All program completers, 2008-09						16	15	94%	162



Single Assessment Institution-Level Pass Rate Data: *Traditional Teacher Preparation Program Within IHE*

	<b>HEOA - Title II</b> <b>2010 - 2011 Academic Year</b>
	<b>Institution Name</b>
	<b>Institution Code</b>
	<b>State</b>

ROWAN UNIVERSITY


2515

New Jersey

April 9, 2012

Assessment Information <sup>1</sup>	Group	Number Taking Assessment	Number Passing Assessment	Institutional Pass Rate	Institutional Average Scaled Score	Assessment Cut Score <sup>2</sup>	Statewide				
							Number Taking Assessment	Number Passing Assessment	Statewide Pass Rate	Statewide Average Scaled Score	
<b>PHYSICS CONTENT KNOWLEDGE (0261)</b>  Test Company: ETS Score Range: 100-200	All enrolled students who have completed all nonclinical courses, 2010-11										
	Other enrolled students, 2010-11										
	All program completers, 2010-11										
	All program completers, 2009-10						1				
	All program completers, 2008-09										
<b>PRAXIS I MATHEMATICS (0730)</b>  Test Company: ETS Score Range: 150-190	All enrolled students who have completed all nonclinical courses, 2010-11						1				
	Other enrolled students, 2010-11						2				
	All program completers, 2010-11										
	All program completers, 2009-10						1				
	All program completers, 2008-09										
<b>PRAXIS I READING (0710)</b>  Test Company: ETS Score Range: 150-190	All enrolled students who have completed all nonclinical courses, 2010-11						1				
	Other enrolled students, 2010-11						3				
	All program completers, 2010-11										
	All program completers, 2009-10						1				
	All program completers, 2008-09										
<b>PRAXIS I WRITING (0720)</b>  Test Company: ETS Score Range: 150-190	All enrolled students who have completed all nonclinical courses, 2010-11						1				
	Other enrolled students, 2010-11						3				
	All program completers, 2010-11										
	All program completers, 2009-10						1				
	All program completers, 2008-09										

Single Assessment Institution-Level Pass Rate Data: *Traditional Teacher Preparation Program Within IHE*

	<b>HEOA - Title II</b> <b>2010 - 2011 Academic Year</b>
	<b>Institution Name</b>
	<b>Institution Code</b>
	<b>State</b>

ROWAN UNIVERSITY


2515

New Jersey

April 9, 2012

Assessment Information <sup>1</sup>	Group	Number Taking Assessment	Number Passing Assessment	Institutional Pass Rate	Institutional Average Scaled Score	Assessment Cut Score <sup>2</sup>	Statewide			
							Number Taking Assessment	Number Passing Assessment	Statewide Pass Rate	Statewide Average Scaled Score
<b>SOCIAL STUDIES: CONTENT KNOWLEDGE (0081)</b>  Test Company: ETS Score Range: 100-200	All enrolled students who have completed all nonclinical courses, 2010-11						102	87	85%	166
	Other enrolled students, 2010-11	52	42	81%	164	157	236	179	76%	164
	All program completers, 2010-11	35	32	91%	164	157	401	380	95%	168
	All program completers, 2009-10	33	33	100%	166	157	392	382	97%	168
	All program completers, 2008-09	18	18	100%	167	157	346	338	98%	169
<b>SPANISH CONTENT KNOWLEDGE (0191)</b>  Test Company: ETS Score Range: 100-200	All enrolled students who have completed all nonclinical courses, 2010-11						7			
	Other enrolled students, 2010-11	2				159	23	21	91%	177
	All program completers, 2010-11	4				159	63	61	97%	177
	All program completers, 2009-10	4				159	75	75	100%	178
	All program completers, 2008-09	3				159	79	77	97%	178
<b>SPANISH: WORLD LANGUAGE (5195)</b>  Test Company: ETS Score Range: 100-200	All enrolled students who have completed all nonclinical courses, 2010-11						11	9	82%	176
	Other enrolled students, 2010-11	9				168	27	21	78%	175
	All program completers, 2010-11						12	11	92%	181
	All program completers, 2009-10									
	All program completers, 2008-09									
<b>TECHNOLOGY EDUCATION (0050)</b>  Test Company: ETS Score Range: 250-990	All enrolled students who have completed all nonclinical courses, 2010-11						1			
	Other enrolled students, 2010-11						3			
	All program completers, 2010-11						11	11	100%	665
	All program completers, 2009-10						12	11	92%	643
	All program completers, 2008-09						6			

Single Assessment Institution-Level Pass Rate Data: *Traditional Teacher Preparation Program Within IHE*

	<b>HEOA - Title II</b> <b>2010 - 2011 Academic Year</b>
	<b>Institution Name</b>
	<b>Institution Code</b>
	<b>State</b>

ROWAN UNIVERSITY

2515

New Jersey

April 9, 2012

Assessment Information <sup>1</sup>	Group	Number Taking Assessment	Number Passing Assessment	Institutional Pass Rate	Institutional Average Scaled Score	Assessment Cut Score <sup>2</sup>	Statewide			
							Number Taking Assessment	Number Passing Assessment	Statewide Pass Rate	Statewide Average Scaled Score
<b>THEATRE (0640)</b>  Test Company: ETS Score Range: 250-990	All enrolled students who have completed all nonclinical courses, 2010-11						7			
	Other enrolled students, 2010-11	1				570	4			
	All program completers, 2010-11	4				570	10	10	100%	679
	All program completers, 2009-10	2				570	3			
	All program completers, 2008-09	2				570	4			
<b>OPI FRENCH (ACT1006)</b>  Test Company: ACTFL* Score Range: 1-10	All enrolled students who have completed all nonclinical courses, 2010-11						2			
	Other enrolled students, 2010-11						3			
	All program completers, 2010-11						5			
	All program completers, 2009-10						2			
	All program completers, 2008-09									
<b>OPI ITALIAN (ACT1010)</b>  Test Company: ACTFL* Score Range: 1-10	All enrolled students who have completed all nonclinical courses, 2010-11									
	Other enrolled students, 2010-11									
	All program completers, 2010-11						1			
	All program completers, 2009-10									
	All program completers, 2008-09									
<b>OPI SPANISH (ACT1018)</b>  Test Company: ACTFL* Score Range: 1-10	All enrolled students who have completed all nonclinical courses, 2010-11						1			
	Other enrolled students, 2010-11						1			
	All program completers, 2010-11									
	All program completers, 2009-10									
	All program completers, 2008-09									

<sup>1</sup>Tests with multiple delivery options (computer, paper, etc.) will be noted with the assessment code for the paper format only.

<sup>2</sup>Cut scores may vary for groups depending upon when the cut scores are established by the state and when each group completed their teacher certification or licensure assessment.

\*Questions regarding tests listed by this testing company must be addressed to your state Title II Coordinator.