



**Single Assessment Institution-Level Pass Rate Data: Traditional Teacher Preparation Program Within IHE**

	<b>HEOA - Title II 2009 - 2010 Academic Year</b>
	<b>Institution Name</b> ROWAN UNIVERSITY
	<b>Institution Code</b> 2515
	<b>State</b> New Jersey

March 25, 2011

Assessment Information <sup>1</sup>	Group	Number Taking Assessment	Number Passing Assessment	Institutional Pass Rate	Institutional Average Scaled Score	Assessment Cut Score <sup>2</sup>	Statewide			
							Number Taking Assessment	Number Passing Assessment	Statewide Pass Rate	Statewide Average Scaled Score
<b>ART CONTENT KNOWLEDGE (0133)</b>  Test Company: ETS Score Range: 100-200	All enrolled students who have completed all nonclinical courses, 2009-10	5				150	53	51	96%	168
	Other enrolled students, 2009-10	17	17	100%	168	150	110	106	96%	168
	All program completers, 2009-10	23	23	100%	169	150	146	146	100%	170
	All program completers, 2008-09	10	10	100%	167	150	134	132	99%	166
	All program completers, 2007-08	14	14	100%	167	150	129	127	98%	166
<b>BIOLOGY CONTENT KNOWLEDGE (0235)</b>  Test Company: ETS Score Range: 100-200	All enrolled students who have completed all nonclinical courses, 2009-10						31	26	84%	162
	Other enrolled students, 2009-10	7				152	49	41	84%	166
	All program completers, 2009-10	3				152	80	79	99%	170
	All program completers, 2008-09	2				152	83	80	96%	166
	All program completers, 2007-08	1				152	17	15	88%	162
<b>BUSINESS EDUCATION (0100)</b>  Test Company: ETS Score Range: 250-990	All enrolled students who have completed all nonclinical courses, 2009-10									
	Other enrolled students, 2009-10						12	12	100%	656
	All program completers, 2009-10						20	19	95%	626
	All program completers, 2008-09	1				580	12	12	100%	633
	All program completers, 2007-08	3				580	9			
<b>CHEMISTRY CONTENT KNOWLEDGE II (0245)</b>  Test Company: ETS Score Range: 100-200	All enrolled students who have completed all nonclinical courses, 2009-10	1				152	4			
	Other enrolled students, 2009-10	1				152	11	6	55%	156
	All program completers, 2009-10	2				152	16	15	94%	166
	All program completers, 2008-09						12	11	92%	172
	All program completers, 2007-08						4			


**Single Assessment Institution-Level Pass Rate Data: Traditional Teacher Preparation Program Within IHE**

	<b>HEOA - Title II 2009 - 2010 Academic Year</b>	
	Institution Name	ROWAN UNIVERSITY
	Institution Code	2515
	State	New Jersey

March 25, 2011

Assessment Information <sup>1</sup>	Group	Number Taking Assessment	Number Passing Assessment	Institutional Pass Rate	Institutional Average Scaled Score	Assessment Cut Score <sup>2</sup>	Statewide			
							Number Taking Assessment	Number Passing Assessment	Statewide Pass Rate	Statewide Average Scaled Score
<b>EARLY CHILDHOOD CONTENT KNOWLEDGE (0022)</b>  Test Company: ETS Score Range: 100-200	All enrolled students who have completed all nonclinical courses, 2009-10						233	216	93%	170
	Other enrolled students, 2009-10						306	278	91%	172
	All program completers, 2009-10						421	415	99%	174
	All program completers, 2008-09						247	245	99%	173
	All program completers, 2007-08									
<b>EARTH AND SPACE SCIENCES - CONTENT KNOWLEDGE (0571)</b>  Test Company: ETS Score Range: 100-200	All enrolled students who have completed all nonclinical courses, 2009-10						3			
	Other enrolled students, 2009-10						8			
	All program completers, 2009-10						4			
	All program completers, 2008-09						5			
	All program completers, 2007-08						4			
<b>ELEMENTARY ED CONTENT KNOWLEDGE (0014)</b>  Test Company: ETS Score Range: 100-200	All enrolled students who have completed all nonclinical courses, 2009-10	13	13	100%	161	141	1012	972	96%	160
	Other enrolled students, 2009-10	319	310	97%	162	141	1796	1653	92%	160
	All program completers, 2009-10	220	220	100%	165	141	2536	2507	99%	162
	All program completers, 2008-09	222	222	100%	165	141	2542	2519	99%	162
	All program completers, 2007-08	196	196	100%	167	141	2450	2430	99%	162
<b>ENG LANG LIT COMP CONTENT KNOWLEDGE (0041)</b>  Test Company: ETS Score Range: 100-200	All enrolled students who have completed all nonclinical courses, 2009-10	10	10	100%	176	162	117	100	85%	172
	Other enrolled students, 2009-10	31	26	84%	174	162	237	192	81%	174
	All program completers, 2009-10	27	27	100%	176	162	339	326	96%	176
	All program completers, 2008-09	23	23	100%	176	162	419	405	97%	176
	All program completers, 2007-08	31	31	100%	176	162	356	341	96%	176


**Single Assessment Institution-Level Pass Rate Data: Traditional Teacher Preparation Program Within IHE**

	<b>HEOA - Title II 2009 - 2010 Academic Year</b>
	<b>Institution Name</b> ROWAN UNIVERSITY
	<b>Institution Code</b> 2515
	<b>State</b> New Jersey

March 25, 2011

Assessment Information <sup>1</sup>	Group	Number Taking Assessment	Number Passing Assessment	Institutional Pass Rate	Institutional Average Scaled Score	Assessment Cut Score <sup>2</sup>	Statewide			
							Number Taking Assessment	Number Passing Assessment	Statewide Pass Rate	Statewide Average Scaled Score
<b>FRENCH CONTENT KNOWLEDGE (0173)</b>  Test Company: ETS Score Range: 100-200	All enrolled students who have completed all nonclinical courses, 2009-10									
	Other enrolled students, 2009-10									
	All program completers, 2009-10									
	All program completers, 2008-09						9			
	All program completers, 2007-08						11	11	100%	188
<b>GENERAL SCI CONTENT KNOWLEDGE (0435)</b>  Test Company: ETS Score Range: 100-200	All enrolled students who have completed all nonclinical courses, 2009-10	2				152	36	32	89%	161
	Other enrolled students, 2009-10	8				152	68	58	85%	166
	All program completers, 2009-10	5				152	110	107	97%	171
	All program completers, 2008-09	1				152	107	98	92%	167
	All program completers, 2007-08	1				152	18	18	100%	166
<b>GERMAN CONTENT KNOWLEDGE (0181)</b>  Test Company: ETS Score Range: 100-200	All enrolled students who have completed all nonclinical courses, 2009-10									
	Other enrolled students, 2009-10									
	All program completers, 2009-10									
	All program completers, 2008-09									
	All program completers, 2007-08						1			
<b>HEALTH AND PE: CK (0856)</b>  Test Company: ETS Score Range: 100-200	All enrolled students who have completed all nonclinical courses, 2009-10						137	125	91%	160
	Other enrolled students, 2009-10	129	122	95%	162	151	272	242	89%	161
	All program completers, 2009-10	68	68	100%	164	151	313	312	100%	163
	All program completers, 2008-09	100	100	100%	166	151	369	369	100%	164
	All program completers, 2007-08	79	79	100%	165	151	278	278	100%	164


**Single Assessment Institution-Level Pass Rate Data: Traditional Teacher Preparation Program Within IHE**

	<b>HEOA - Title II 2009 - 2010 Academic Year</b>
	<b>Institution Name</b> ROWAN UNIVERSITY
	<b>Institution Code</b> 2515
	<b>State</b> New Jersey

March 25, 2011

Assessment Information <sup>1</sup>	Group	Number Taking Assessment	Number Passing Assessment	Institutional Pass Rate	Institutional Average Scaled Score	Assessment Cut Score <sup>2</sup>	Statewide			
							Number Taking Assessment	Number Passing Assessment	Statewide Pass Rate	Statewide Average Scaled Score
<b>INTRO TO THE TEACHING OF READING (0200)</b>  Test Company: ETS Score Range: 250-990	All enrolled students who have completed all nonclinical courses, 2009-10									
	Other enrolled students, 2009-10	1				560	1			
	All program completers, 2009-10	19	19	100%	651	560	19	19	100%	651
	All program completers, 2008-09	17	17	100%	649	560	17	17	100%	649
	All program completers, 2007-08	22	22	100%	647	560	22	22	100%	647
<b>MATHEMATICS: CONTENT KNOWLEDGE (0061)</b>  Test Company: ETS Score Range: 100-200	All enrolled students who have completed all nonclinical courses, 2009-10	9				137	72	65	90%	149
	Other enrolled students, 2009-10	25	19	76%	148	137	152	116	76%	150
	All program completers, 2009-10	13	13	100%	149	137	170	165	97%	153
	All program completers, 2008-09	14	14	100%	147	137	171	167	98%	153
	All program completers, 2007-08	11	11	100%	148	137	152	146	96%	154
<b>MIDDLE SCHOOL ENGLISH LANGUAGE ARTS (0049)</b>  Test Company: ETS Score Range: 100-200	All enrolled students who have completed all nonclinical courses, 2009-10						31	29	94%	172
	Other enrolled students, 2009-10						13	11	85%	170
	All program completers, 2009-10	15	15	100%	180	156	159	154	97%	172
	All program completers, 2008-09	13	13	100%	174	156	138	134	97%	171
	All program completers, 2007-08	5				156	78	77	99%	171
<b>MIDDLE SCHOOL MATHEMATICS (0069)</b>  Test Company: ETS Score Range: 100-200	All enrolled students who have completed all nonclinical courses, 2009-10						14	13	93%	164
	Other enrolled students, 2009-10	7				152	27	25	93%	173
	All program completers, 2009-10	13	13	100%	169	152	107	97	91%	167
	All program completers, 2008-09	20	20	100%	172	152	83	78	94%	167
	All program completers, 2007-08	15	15	100%	171	152	62	61	98%	168


**Single Assessment Institution-Level Pass Rate Data: Traditional Teacher Preparation Program Within IHE**

	<b>HEOA - Title II 2009 - 2010 Academic Year</b>
	<b>Institution Name</b> ROWAN UNIVERSITY
	<b>Institution Code</b> 2515
	<b>State</b> New Jersey

March 25, 2011

Assessment Information <sup>1</sup>	Group	Number Taking Assessment	Number Passing Assessment	Institutional Pass Rate	Institutional Average Scaled Score	Assessment Cut Score <sup>2</sup>	Statewide			
							Number Taking Assessment	Number Passing Assessment	Statewide Pass Rate	Statewide Average Scaled Score
<b>MIDDLE SCHOOL SCIENCE (0439)</b>  Test Company: ETS Score Range: 100-200	All enrolled students who have completed all nonclinical courses, 2009-10						10	10	100%	161
	Other enrolled students, 2009-10	11	9	82%	157	145	18	15	83%	155
	All program completers, 2009-10	11	11	100%	150	145	72	63	88%	154
	All program completers, 2008-09	13	13	100%	157	145	52	50	96%	156
	All program completers, 2007-08	7				145	28	28	100%	159
<b>MIDDLE SCHOOL SOCIAL STUDIES (0089)</b>  Test Company: ETS Score Range: 100-200	All enrolled students who have completed all nonclinical courses, 2009-10						13	11	85%	170
	Other enrolled students, 2009-10	2				158	13	8	62%	163
	All program completers, 2009-10	7				158	94	70	74%	165
	All program completers, 2008-09	5				158	86	68	79%	166
	All program completers, 2007-08	2				158	57	53	93%	168
<b>MUSIC CONTENT KNOWLEDGE (0113)</b>  Test Company: ETS Score Range: 100-200	All enrolled students who have completed all nonclinical courses, 2009-10	3				153	29	29	100%	168
	Other enrolled students, 2009-10	20	19	95%	168	153	56	54	96%	167
	All program completers, 2009-10	22	22	100%	170	153	145	142	98%	169
	All program completers, 2008-09	19	19	100%	168	153	148	147	99%	169
	All program completers, 2007-08	13	13	100%	174	153	141	140	99%	169
<b>PHYSICAL ED: CONTENT KNOWLEDGE (0091)</b>  Test Company: ETS Score Range: 100-200	All enrolled students who have completed all nonclinical courses, 2009-10						13	11	85%	155
	Other enrolled students, 2009-10	4				148	29	23	79%	153
	All program completers, 2009-10	3				148	15	14	93%	155
	All program completers, 2008-09						23	23	100%	155
	All program completers, 2007-08	1					148	26	26	100%


**Single Assessment Institution-Level Pass Rate Data: Traditional Teacher Preparation Program Within IHE**

	<b>HEOA - Title II 2009 - 2010 Academic Year</b>
	<b>Institution Name</b> ROWAN UNIVERSITY
	<b>Institution Code</b> 2515
	<b>State</b> New Jersey

March 25, 2011

Assessment Information <sup>1</sup>	Group	Number Taking Assessment	Number Passing Assessment	Institutional Pass Rate	Institutional Average Scaled Score	Assessment Cut Score <sup>2</sup>	Statewide			
							Number Taking Assessment	Number Passing Assessment	Statewide Pass Rate	Statewide Average Scaled Score
<b>PHYSICS CONTENT KNOWLEDGE II (0265)</b>  Test Company: ETS Score Range: 100-200	All enrolled students who have completed all nonclinical courses, 2009-10	1				141	2			
	Other enrolled students, 2009-10	1				141	6			
	All program completers, 2009-10	2				141	15	14	93%	161
	All program completers, 2008-09						16	14	88%	161
	All program completers, 2007-08						6			
<b>PRAXIS I MATHEMATICS (0730)</b>  Test Company: ETS Score Range: 150-190	All enrolled students who have completed all nonclinical courses, 2009-10									
	Other enrolled students, 2009-10						4			
	All program completers, 2009-10						1			
	All program completers, 2008-09									
	All program completers, 2007-08									
<b>PRAXIS I READING (0710)</b>  Test Company: ETS Score Range: 150-190	All enrolled students who have completed all nonclinical courses, 2009-10									
	Other enrolled students, 2009-10						5			
	All program completers, 2009-10						1			
	All program completers, 2008-09									
	All program completers, 2007-08									
<b>PRAXIS I WRITING (0720)</b>  Test Company: ETS Score Range: 150-190	All enrolled students who have completed all nonclinical courses, 2009-10									
	Other enrolled students, 2009-10						5			
	All program completers, 2009-10						1			
	All program completers, 2008-09									
	All program completers, 2007-08									


**Single Assessment Institution-Level Pass Rate Data: Traditional Teacher Preparation Program Within IHE**

	<b>HEOA - Title II 2009 - 2010 Academic Year</b>
	<b>Institution Name</b> ROWAN UNIVERSITY
	<b>Institution Code</b> 2515
	<b>State</b> New Jersey

March 25, 2011

Assessment Information <sup>1</sup>	Group	Number Taking Assessment	Number Passing Assessment	Institutional Pass Rate	Institutional Average Scaled Score	Assessment Cut Score <sup>2</sup>	Statewide			
							Number Taking Assessment	Number Passing Assessment	Statewide Pass Rate	Statewide Average Scaled Score
<b>SOCIAL STUDIES: CONTENT KNOWLEDGE (0081)</b>  Test Company: ETS Score Range: 100-200	All enrolled students who have completed all nonclinical courses, 2009-10	16	16	100%	168	157	142	129	91%	167
	Other enrolled students, 2009-10	39	27	69%	160	157	228	172	75%	166
	All program completers, 2009-10	33	33	100%	166	157	386	372	96%	168
	All program completers, 2008-09	18	18	100%	167	157	346	338	98%	169
	All program completers, 2007-08	24	24	100%	167	157	381	353	93%	168
<b>SPANISH CONTENT KNOWLEDGE (0191)</b>  Test Company: ETS Score Range: 100-200	All enrolled students who have completed all nonclinical courses, 2009-10									
	Other enrolled students, 2009-10									
	All program completers, 2009-10									
	All program completers, 2008-09	3				159	79	77	97%	178
	All program completers, 2007-08	1				159	91	91	100%	176
<b>SPEECH COMMUNICATION (0220)</b>  Test Company: ETS Score Range: 250-990	All enrolled students who have completed all nonclinical courses, 2009-10									
	Other enrolled students, 2009-10									
	All program completers, 2009-10									
	All program completers, 2008-09									
	All program completers, 2007-08						1			
<b>SPEECH-LANGUAGE PATHOLOGY (0330)</b>  Test Company: ETS Score Range: 250-990	All enrolled students who have completed all nonclinical courses, 2009-10									
	Other enrolled students, 2009-10						1			
	All program completers, 2009-10									
	All program completers, 2008-09									
	All program completers, 2007-08									

**Single Assessment Institution-Level Pass Rate Data: Traditional Teacher Preparation Program Within IHE**

	<b>HEOA - Title II 2009 - 2010 Academic Year</b>	
	Institution Name	ROWAN UNIVERSITY
	Institution Code	2515
	State	New Jersey

March 25, 2011

Assessment Information <sup>1</sup>	Group	Number Taking Assessment	Number Passing Assessment	Institutional Pass Rate	Institutional Average Scaled Score	Assessment Cut Score <sup>2</sup>	Statewide				
							Number Taking Assessment	Number Passing Assessment	Statewide Pass Rate	Statewide Average Scaled Score	
<b>TECHNOLOGY EDUCATION (0050)</b>  Test Company: ETS Score Range: 250-990	All enrolled students who have completed all nonclinical courses, 2009-10						2				
	Other enrolled students, 2009-10						3				
	All program completers, 2009-10						12	11	92%	643	
	All program completers, 2008-09						6				
	All program completers, 2007-08						9				
<b>THEATRE (0640)</b>  Test Company: ETS Score Range: 250-990	All enrolled students who have completed all nonclinical courses, 2009-10	2				570	4				
	Other enrolled students, 2009-10						4				
	All program completers, 2009-10	2				570	3				
	All program completers, 2008-09	2				570	4				
	All program completers, 2007-08	2				570	4				
<b>OPI FRENCH (ACT1006)</b>  Test Company: ACTFL* Score Range: 1-10	All enrolled students who have completed all nonclinical courses, 2009-10						1				
	Other enrolled students, 2009-10						2				
	All program completers, 2009-10						2				
	All program completers, 2008-09										
	All program completers, 2007-08										
<b>OPI ITALIAN (ACT1010)</b>  Test Company: ACTFL* Score Range: 1-10	All enrolled students who have completed all nonclinical courses, 2009-10										
	Other enrolled students, 2009-10						1				
	All program completers, 2009-10										
	All program completers, 2008-09										
	All program completers, 2007-08										


<sup>1</sup>Tests with multiple delivery options (computer, paper, etc.) will be noted with the assessment code for the paper format only.

<sup>2</sup>Cut scores may vary for groups depending upon when the cut scores are established by the state and when each group completed their teacher certification or licensure assessment.

\*Questions regarding tests listed by this testing company must be addressed to your state Title II Coordinator.



**Summary Institution-Level Pass Rate Data: Traditional Teacher Preparation Program Within IHE**

		<b>HEOA - Title II 2009 - 2010 Academic Year</b>				
Institution Name		ROWAN UNIVERSITY				
Institution Code		2515				
State		New Jersey				
		March 25, 2011				
		<b>Statewide</b>				
<b>Group</b>	<b>Number Taking Assessment<sup>1</sup></b>	<b>Number Passing Assessment<sup>2</sup></b>	<b>Institutional Pass Rate</b>	<b>Number Taking Assessment<sup>1</sup></b>	<b>Number Passing Assessment<sup>2</sup></b>	<b>Statewide Pass Rate</b>
All program completers, 2009-10	416	416	100%	4365	4293	98%
All program completers, 2008-09	415	415	100%	4399	4339	99%
All program completers, 2007-08	379	379	100%	4070	4000	98%

<sup>1</sup> Number of completers taking one or more assessments within their area of specialization.

<sup>2</sup> Number who passed all assessments taken within their area of specialization.