


Summary Institution-Level Pass Rate Data: Traditional Teacher Preparation Program Within IHE


| | | | | | | |
|--|---|--|--------------------------------|---|--|----------------------------|
|  | | <p align="center">HEOA - Title II 2017 - 2018 Academic Year</p> | | | | |
| Institution Name | | ROWAN UNIVERSITY | | | | |
| Institution Code | | 2515 | | | | |
| State | | New Jersey | | | | |
| <i>February 1, 2019</i> | | | | | | |
| | | | | Statewide | | |
| Group | Number Taking Assessment¹ | Number Passing Assessment² | Institutional Pass Rate | Number Taking Assessment¹ | Number Passing Assessment² | Statewide Pass Rate |
| All program completers, 2017-18 | 329 | 329 | 100% | 2373 | 2300 | 97% |
| All program completers, 2016-17 | 322 | 321 | 100% | 2810 | 2747 | 98% |
| All program completers, 2015-16 | 304 | 304 | 100% | 2915 | 2835 | 97% |

Note: In cases where there are less than ten students taking the assessment or license/certificate, the number passing and pass rate are not reported.


¹ Number of completers taking one or more assessments within their area of specialization.

² Summary level "Number Taking Assessment" may differ from assessment level "Number Taking Assessment" because each student is counted once at the summary level but may be counted in multiple assessments at the assessment level.

Single Assessment Institution-Level Pass Rate Data: Traditional Teacher Preparation Program Within IHE

|  | | HEOA - Title II 2017 - 2018 Academic Year | | | | | | | | | |
|--|---|--|---------------------------|-------------------------|------------------------------------|-----------------------------------|---|---------------------------|---------------------|--------------------------------|--|
| Institution Name | | ROWAN UNIVERSITY | | | | | | | | | |
| Institution Code | | 2515 | | | | | | | | | |
| State | | New Jersey | | | | | | | | | |
| | | | | | | | Statewide February 1, 2019 | | | | |
| Assessment Information ¹ | Group | Number Taking Assessment | Number Passing Assessment | Institutional Pass Rate | Institutional Average Scaled Score | Assessment Cut Score ² | Number Taking Assessment | Number Passing Assessment | Statewide Pass Rate | Statewide Average Scaled Score | |
| ART CONTENT KNOWLEDGE (5134) Test Company: ETS Score Range: 100-200 | All enrolled students who have completed all nonclinical courses, 2017-18 | | | | | | 25 | 20 | 80% | 165 | |
| | Other enrolled students, 2017-18 | 11 | 10 | 91% | 165 | 158 | 40 | 32 | 80% | 164 | |
| | All program completers, 2017-18 | 14 | 14 | 100% | 167 | 158 | 73 | 71 | 97% | 166 | |
| | All program completers, 2016-17 | 11 | 11 | 100% | 172 | 158 | 47 | 46 | 98% | 169 | |
| | All program completers, 2015-16 | 8 | | | | 158 | 55 | 54 | 98% | 170 | |
| BIOLOGY CONTENT KNOWLEDGE (0235) Test Company: ETS Score Range: 100-200 | All enrolled students who have completed all nonclinical courses, 2017-18 | | | | | | 19 | 18 | 95% | 161 | |
| | Other enrolled students, 2017-18 | 5 | | | | 152 | 50 | 45 | 90% | 165 | |
| | All program completers, 2017-18 | 8 | | | | 152 | 66 | 66 | 100% | 169 | |
| | All program completers, 2016-17 | 8 | | | | 152 | 74 | 73 | 99% | 169 | |
| | All program completers, 2015-16 | 6 | | | | 152 | 70 | 68 | 97% | 166 | |
| BUSINESS ED CONTENT KNOWLEDGE (5101) Test Company: ETS Score Range: 100-200 | All enrolled students who have completed all nonclinical courses, 2017-18 | | | | | | | | | | |
| | Other enrolled students, 2017-18 | | | | | | 2 | | | | |
| | All program completers, 2017-18 | | | | | | 2 | | | | |
| | All program completers, 2016-17 | | | | | | 6 | | | | |
| | All program completers, 2015-16 | | | | | | 7 | | | | |
| CHEMISTRY CONTENT KNOWLEDGE (0245) Test Company: ETS Score Range: 100-200 | All enrolled students who have completed all nonclinical courses, 2017-18 | | | | | | 6 | | | | |
| | Other enrolled students, 2017-18 | 5 | | | | 152 | 15 | 13 | 87% | 164 | |
| | All program completers, 2017-18 | 3 | | | | 152 | 14 | 13 | 93% | 168 | |
| | All program completers, 2016-17 | 5 | | | | 152 | 19 | 19 | 100% | 164 | |
| | All program completers, 2015-16 | 4 | | | | 152 | 18 | 17 | 94% | 164 | |

Single Assessment Institution-Level Pass Rate Data: Traditional Teacher Preparation Program Within IHE

|  | | HEOA - Title II 2017 - 2018 Academic Year | | | | | | | | |
|---|---|--|---------------------------|-------------------------|------------------------------------|-----------------------------------|--------------------------|---------------------------|---------------------|--------------------------------|
| Institution Name | | ROWAN UNIVERSITY | | | | | | | | |
| Institution Code | | 2515 | | | | | | | | |
| State | | New Jersey | | | | | | | | |
| | | | | | | | <i>February 1, 2019</i> | | | |
| Assessment Information ¹ | Group | Number Taking Assessment | Number Passing Assessment | Institutional Pass Rate | Institutional Average Scaled Score | Assessment Cut Score ² | Statewide | | | |
| | | | | | | | Number Taking Assessment | Number Passing Assessment | Statewide Pass Rate | Statewide Average Scaled Score |
| EARLY CHILDHOOD CONTENT KNOWLEDGE (5022) Test Company: ETS Score Range: 100-200 | All enrolled students who have completed all nonclinical courses, 2017-18 | | | | | | | | | |
| | Other enrolled students, 2017-18 | 2 | | | | 159 | 51 | 47 | 92% | 170 |
| | All program completers, 2017-18 | | | | | | 27 | 26 | 96% | 171 |
| | All program completers, 2016-17 | 7 | | | | 159 | 97 | 97 | 100% | 173 |
| | All program completers, 2015-16 | 23 | 23 | 100% | 176 | 159 | 347 | 344 | 99% | 172 |
| EARLY CHILDHOOD EDUCATION (5025) Test Company: ETS Score Range: 100-200 | All enrolled students who have completed all nonclinical courses, 2017-18 | | | | | | 64 | 62 | 97% | 171 |
| | Other enrolled students, 2017-18 | 80 | 73 | 91% | 166 | 156 | 262 | 209 | 80% | 165 |
| | All program completers, 2017-18 | 38 | 38 | 100% | 173 | 156 | 262 | 258 | 98% | 170 |
| | All program completers, 2016-17 | 19 | 19 | 100% | 171 | 156 | 235 | 235 | 100% | 170 |
| | All program completers, 2015-16 | 2 | | | | 156 | 59 | 58 | 98% | 169 |
| EARTH AND SPACE SCIENCES - CK (5571) Test Company: ETS Score Range: 100-200 | All enrolled students who have completed all nonclinical courses, 2017-18 | | | | | | 2 | | | |
| | Other enrolled students, 2017-18 | | | | | | 14 | 8 | 57% | 157 |
| | All program completers, 2017-18 | | | | | | 5 | | | |
| | All program completers, 2016-17 | | | | | | 7 | | | |
| | All program completers, 2015-16 | | | | | | 7 | | | |
| ELEM ED CONTENT KNOWLEDGE (DISCONTINUED) (5014) Test Company: ETS Score Range: 100-200 | All enrolled students who have completed all nonclinical courses, 2017-18 | | | | | | | | | |
| | Other enrolled students, 2017-18 | | | | | | | | | |
| | All program completers, 2017-18 | | | | | | | | | |
| | All program completers, 2016-17 | | | | | | | | | |
| | All program completers, 2015-16 | 3 | | | | | 141 | 18 | 18 | 100% |

Single Assessment Institution-Level Pass Rate Data: Traditional Teacher Preparation Program Within IHE

| | |
|--|--|
|  | HEOA - Title II 2017 - 2018 Academic Year |
| | Institution Name |
| | Institution Code |
| | State |

ROWAN UNIVERSITY


2515

New Jersey

February 1, 2019

| Assessment Information ¹ | Group | Number Taking Assessment | Number Passing Assessment | Institutional Pass Rate | Institutional Average Scaled Score | Assessment Cut Score ² | Statewide | | | |
|--|---|--------------------------|---------------------------|-------------------------|------------------------------------|-----------------------------------|--------------------------|---------------------------|---------------------|--------------------------------|
| | | | | | | | Number Taking Assessment | Number Passing Assessment | Statewide Pass Rate | Statewide Average Scaled Score |
| ELEM ED MULTI SUBJ MATHEMATICS (DISC) (5033) Test Company: ETS Score Range: 100-200 | All enrolled students who have completed all nonclinical courses, 2017-18 | | | | | | | | | |
| | Other enrolled students, 2017-18 | | | | | | 9 | | | |
| | All program completers, 2017-18 | | | | | | 7 | | | |
| | All program completers, 2016-17 | 1 | | | | 164 | 40 | 39 | 98% | 173 |
| | All program completers, 2015-16 | 40 | 40 | 100% | 174 | 164 | 387 | 377 | 97% | 174 |
| ELEM ED MULTI SUBJ MATHEMATICS (5003) Test Company: ETS Score Range: 100-200 | All enrolled students who have completed all nonclinical courses, 2017-18 | | | | | | 394 | 388 | 98% | 177 |
| | Other enrolled students, 2017-18 | 270 | 252 | 93% | 174 | 157 | 1066 | 977 | 92% | 175 |
| | All program completers, 2017-18 | 133 | 133 | 100% | 178 | 157 | 1113 | 1097 | 99% | 177 |
| | All program completers, 2016-17 | 136 | 136 | 100% | 178 | 157 | 1362 | 1343 | 99% | 177 |
| | All program completers, 2015-16 | 97 | 97 | 100% | 175 | 157 | 983 | 959 | 98% | 175 |
| ELEM ED MULTI SUBJ READING LANG ARTS (DISC) (5032) Test Company: ETS Score Range: 100-200 | All enrolled students who have completed all nonclinical courses, 2017-18 | | | | | | | | | |
| | Other enrolled students, 2017-18 | | | | | | 9 | | | |
| | All program completers, 2017-18 | | | | | | 6 | | | |
| | All program completers, 2016-17 | 1 | | | | 165 | 40 | 40 | 100% | 175 |
| | All program completers, 2015-16 | 40 | 40 | 100% | 180 | 165 | 388 | 381 | 98% | 177 |
| ELEM ED MULTI SUBJ READING LANG ARTS (5002) Test Company: ETS Score Range: 100-200 | All enrolled students who have completed all nonclinical courses, 2017-18 | | | | | | 394 | 380 | 96% | 169 |
| | Other enrolled students, 2017-18 | 268 | 240 | 90% | 166 | 157 | 1057 | 937 | 89% | 168 |
| | All program completers, 2017-18 | 133 | 133 | 100% | 170 | 157 | 1113 | 1097 | 99% | 171 |
| | All program completers, 2016-17 | 136 | 136 | 100% | 170 | 157 | 1360 | 1338 | 98% | 170 |
| | All program completers, 2015-16 | 97 | 97 | 100% | 169 | 157 | 985 | 959 | 97% | 169 |

Single Assessment Institution-Level Pass Rate Data: Traditional Teacher Preparation Program Within IHE

|  | | HEOA - Title II 2017 - 2018 Academic Year | | | | | | | | |
|---|---|--|---------------------------|-------------------------|------------------------------------|-----------------------------------|--------------------------|---------------------------|---------------------|--------------------------------|
| Institution Name | ROWAN UNIVERSITY | | | | | | | | | |
| Institution Code | 2515 | | | | | | | | | |
| State | New Jersey | | | | | | | | | |
| | | | | | | | <i>February 1, 2019</i> | | | |
| Assessment Information ¹ | Group | Number Taking Assessment | Number Passing Assessment | Institutional Pass Rate | Institutional Average Scaled Score | Assessment Cut Score ² | Statewide | | | |
| | | | | | | | Number Taking Assessment | Number Passing Assessment | Statewide Pass Rate | Statewide Average Scaled Score |
| ELEM ED MULTI SUBJ SCIENCES (DISC) (5035) Test Company: ETS Score Range: 100-200 | All enrolled students who have completed all nonclinical courses, 2017-18 | | | | | | | | | |
| | Other enrolled students, 2017-18 | | | | | | 9 | | | |
| | All program completers, 2017-18 | 1 | | | | 159 | 7 | | | |
| | All program completers, 2016-17 | 1 | | | | 159 | 40 | 39 | 98% | 171 |
| | All program completers, 2015-16 | 40 | 40 | 100% | 170 | 159 | 388 | 384 | 99% | 170 |
| ELEM ED MULTI SUBJ SCIENCES (5005) Test Company: ETS Score Range: 100-200 | All enrolled students who have completed all nonclinical courses, 2017-18 | | | | | | 394 | 365 | 93% | 169 |
| | Other enrolled students, 2017-18 | 265 | 232 | 88% | 164 | 155 | 1019 | 877 | 86% | 166 |
| | All program completers, 2017-18 | 133 | 133 | 100% | 170 | 155 | 1116 | 1097 | 98% | 170 |
| | All program completers, 2016-17 | 137 | 137 | 100% | 170 | 155 | 1360 | 1330 | 98% | 170 |
| | All program completers, 2015-16 | 97 | 97 | 100% | 170 | 155 | 983 | 955 | 97% | 170 |
| ELEM ED MULTI SUBJ SOCIAL STUDIES (DISC) (5034) Test Company: ETS Score Range: 100-200 | All enrolled students who have completed all nonclinical courses, 2017-18 | | | | | | | | | |
| | Other enrolled students, 2017-18 | | | | | | 9 | | | |
| | All program completers, 2017-18 | | | | | | 6 | | | |
| | All program completers, 2016-17 | 1 | | | | 155 | 40 | 39 | 98% | 166 |
| | All program completers, 2015-16 | 41 | 41 | 100% | 168 | 155 | 388 | 384 | 99% | 166 |
| ELEM ED MULTI SUBJ SOCIAL STUDIES (5004) Test Company: ETS Score Range: 100-200 | All enrolled students who have completed all nonclinical courses, 2017-18 | | | | | | 394 | 344 | 87% | 165 |
| | Other enrolled students, 2017-18 | 265 | 220 | 83% | 161 | 155 | 1019 | 793 | 78% | 161 |
| | All program completers, 2017-18 | 133 | 133 | 100% | 167 | 155 | 1115 | 1077 | 97% | 166 |
| | All program completers, 2016-17 | 136 | 136 | 100% | 167 | 155 | 1360 | 1324 | 97% | 167 |
| | All program completers, 2015-16 | 97 | 97 | 100% | 166 | 155 | 983 | 950 | 97% | 166 |

Single Assessment Institution-Level Pass Rate Data: Traditional Teacher Preparation Program Within IHE

| | |
|--|--|
|  | HEOA - Title II 2017 - 2018 Academic Year |
| | Institution Name |
| | Institution Code |
| | State |

ROWAN UNIVERSITY


2515

New Jersey


February 1, 2019

| Assessment Information ¹ | Group | Number Taking Assessment | Number Passing Assessment | Institutional Pass Rate | Institutional Average Scaled Score | Assessment Cut Score ² | Statewide | | | |
|---|---|--------------------------|---------------------------|-------------------------|------------------------------------|-----------------------------------|--------------------------|---------------------------|---------------------|--------------------------------|
| | | | | | | | Number Taking Assessment | Number Passing Assessment | Statewide Pass Rate | Statewide Average Scaled Score |
| ENG LANG LIT COMP CONTENT KNOWLEDGE (DISC) (0041) Test Company: ETS Score Range: 100-200 | All enrolled students who have completed all nonclinical courses, 2017-18 | | | | | | | | | |
| | Other enrolled students, 2017-18 | | | | | | | | | |
| | All program completers, 2017-18 | | | | | | | | | |
| | All program completers, 2016-17 | | | | | | 1 | | | |
| | All program completers, 2015-16 | | | | | | 1 | | | |
| ENGLISH LANGUAGE ARTS: CK (5038) Test Company: ETS Score Range: 100-200 | All enrolled students who have completed all nonclinical courses, 2017-18 | | | | | | 55 | 53 | 96% | 177 |
| | Other enrolled students, 2017-18 | 43 | 38 | 88% | 175 | 167 | 187 | 167 | 89% | 176 |
| | All program completers, 2017-18 | 33 | 33 | 100% | 180 | 167 | 213 | 208 | 98% | 178 |
| | All program completers, 2016-17 | 29 | 29 | 100% | 175 | 167 | 243 | 241 | 99% | 178 |
| | All program completers, 2015-16 | 20 | 20 | 100% | 181 | 167 | 240 | 237 | 99% | 178 |
| FRENCH WORLD LANGUAGE (5174) Test Company: ETS Score Range: 100-200 | All enrolled students who have completed all nonclinical courses, 2017-18 | | | | | | | | | |
| | Other enrolled students, 2017-18 | | | | | | 1 | | | |
| | All program completers, 2017-18 | | | | | | 4 | | | |
| | All program completers, 2016-17 | | | | | | 2 | | | |
| | All program completers, 2015-16 | | | | | | 6 | | | |
| GENERAL SCI CONTENT KNOWLEDGE (0435) Test Company: ETS Score Range: 100-200 | All enrolled students who have completed all nonclinical courses, 2017-18 | | | | | | 29 | 28 | 97% | 163 |
| | Other enrolled students, 2017-18 | 13 | 10 | 77% | 162 | 152 | 81 | 69 | 85% | 166 |
| | All program completers, 2017-18 | 13 | 13 | 100% | 164 | 152 | 104 | 101 | 97% | 167 |
| | All program completers, 2016-17 | 17 | 17 | 100% | 165 | 152 | 113 | 112 | 99% | 168 |
| | All program completers, 2015-16 | 13 | 13 | 100% | 173 | 152 | 119 | 117 | 98% | 167 |


Single Assessment Institution-Level Pass Rate Data: Traditional Teacher Preparation Program Within IHE

|  | | HEOA - Title II 2017 - 2018 Academic Year | | | | | | | | |
|--|---|--|---------------------------|-------------------------|------------------------------------|-----------------------------------|--------------------------|---------------------------|---------------------|--------------------------------|
| Institution Name | ROWAN UNIVERSITY | | | | | | | | | |
| Institution Code | 2515 | | | | | | | | | |
| State | New Jersey | | | | | | | | | |
| | | | | | | | February 1, 2019 | | | |
| Assessment Information ¹ | Group | Number Taking Assessment | Number Passing Assessment | Institutional Pass Rate | Institutional Average Scaled Score | Assessment Cut Score ² | Statewide | | | |
| | | | | | | | Number Taking Assessment | Number Passing Assessment | Statewide Pass Rate | Statewide Average Scaled Score |
| GERMAN WORLD LANGUAGE (5183) Test Company: ETS Score Range: 100-200 | All enrolled students who have completed all nonclinical courses, 2017-18 | | | | | | | | | |
| | Other enrolled students, 2017-18 | | | | | | | | | |
| | All program completers, 2017-18 | | | | | | 1 | | | |
| | All program completers, 2016-17 | | | | | | | | | |
| | All program completers, 2015-16 | | | | | | 2 | | | |
| HEALTH AND PE (DISC) (5856) Test Company: ETS Score Range: 100-200 | All enrolled students who have completed all nonclinical courses, 2017-18 | | | | | | | | | |
| | Other enrolled students, 2017-18 | 1 | | | | 151 | 2 | | | |
| | All program completers, 2017-18 | 1 | | | | 151 | 1 | | | |
| | All program completers, 2016-17 | 1 | | | | 151 | 3 | | | |
| | All program completers, 2015-16 | 5 | | | | 151 | 16 | 16 | 100% | 159 |
| HEALTH AND PE (5857) Test Company: ETS Score Range: 100-200 | All enrolled students who have completed all nonclinical courses, 2017-18 | | | | | | 28 | 28 | 100% | 171 |
| | Other enrolled students, 2017-18 | 34 | 26 | 76% | 164 | 160 | 102 | 87 | 85% | 166 |
| | All program completers, 2017-18 | 31 | 31 | 100% | 169 | 160 | 146 | 146 | 100% | 169 |
| | All program completers, 2016-17 | 33 | 33 | 100% | 170 | 160 | 170 | 169 | 99% | 168 |
| | All program completers, 2015-16 | 24 | 24 | 100% | 170 | 160 | 154 | 150 | 97% | 168 |
| MARKETING EDUCATION (5561) Test Company: ETS Score Range: 100-200 | All enrolled students who have completed all nonclinical courses, 2017-18 | | | | | | | | | |
| | Other enrolled students, 2017-18 | | | | | | | | | |
| | All program completers, 2017-18 | | | | | | | | | |
| | All program completers, 2016-17 | | | | | | 3 | | | |
| | All program completers, 2015-16 | | | | | | | | | |


Single Assessment Institution-Level Pass Rate Data: Traditional Teacher Preparation Program Within IHE

|  | | HEOA - Title II 2017 - 2018 Academic Year | | | | | | | | |
|---|---|--|---------------------------|-------------------------|------------------------------------|-----------------------------------|--------------------------|---------------------------|---------------------|--------------------------------|
| Institution Name | ROWAN UNIVERSITY | | | | | | | | | |
| Institution Code | 2515 | | | | | | | | | |
| State | New Jersey | | | | | | | | | |
| | | | | | | | February 1, 2019 | | | |
| Assessment Information ¹ | Group | Number Taking Assessment | Number Passing Assessment | Institutional Pass Rate | Institutional Average Scaled Score | Assessment Cut Score ² | Statewide | | | |
| | | | | | | | Number Taking Assessment | Number Passing Assessment | Statewide Pass Rate | Statewide Average Scaled Score |
| MATHEMATICS CONTENT KNOWLEDGE (DISC) (0061) Test Company: ETS Score Range: 100-200 | All enrolled students who have completed all nonclinical courses, 2017-18 | | | | | | | | | |
| | Other enrolled students, 2017-18 | | | | | | | | | |
| | All program completers, 2017-18 | | | | | | | | | |
| | All program completers, 2016-17 | | | | | | | | | |
| | All program completers, 2015-16 | | | | | | 4 | | | |
| MATHEMATICS CONTENT KNOWLEDGE (5161) Test Company: ETS Score Range: 100-200 | All enrolled students who have completed all nonclinical courses, 2017-18 | | | | | | 39 | 31 | 79% | 165 |
| | Other enrolled students, 2017-18 | 35 | 22 | 63% | 160 | 160 | 175 | 104 | 59% | 159 |
| | All program completers, 2017-18 | 22 | 22 | 100% | 170 | 160 | 120 | 112 | 93% | 168 |
| | All program completers, 2016-17 | 17 | 17 | 100% | 165 | 160 | 158 | 155 | 98% | 168 |
| | All program completers, 2015-16 | 18 | 18 | 100% | 168 | 160 | 149 | 144 | 97% | 169 |
| MIDDLE SCHOOL ENG LANG ARTS (5047) Test Company: ETS Score Range: 100-200 | All enrolled students who have completed all nonclinical courses, 2017-18 | | | | | | | | | |
| | Other enrolled students, 2017-18 | | | | | | | | | |
| | All program completers, 2017-18 | | | | | | | | | |
| | All program completers, 2016-17 | | | | | | 14 | 13 | 93% | 168 |
| | All program completers, 2015-16 | | | | | | 29 | 27 | 93% | 168 |
| MIDDLE SCHOOL MATHEMATICS (DISCONTINUED) (0069) Test Company: ETS Score Range: 100-200 | All enrolled students who have completed all nonclinical courses, 2017-18 | | | | | | | | | |
| | Other enrolled students, 2017-18 | | | | | | | | | |
| | All program completers, 2017-18 | | | | | | | | | |
| | All program completers, 2016-17 | | | | | | | | | |
| | All program completers, 2015-16 | | | | | | 1 | | | |


Single Assessment Institution-Level Pass Rate Data: Traditional Teacher Preparation Program Within IHE

|  | | HEOA - Title II 2017 - 2018 Academic Year | | | | | | | | |
|---|---|--|---------------------------|-------------------------|------------------------------------|-----------------------------------|--------------------------|---------------------------|---------------------|--------------------------------|
| Institution Name | ROWAN UNIVERSITY | | | | | | | | | |
| Institution Code | 2515 | | | | | | | | | |
| State | New Jersey | | | | | | | | | |
| | | | | | | | February 1, 2019 | | | |
| Assessment Information ¹ | Group | Number Taking Assessment | Number Passing Assessment | Institutional Pass Rate | Institutional Average Scaled Score | Assessment Cut Score ² | Statewide | | | |
| | | | | | | | Number Taking Assessment | Number Passing Assessment | Statewide Pass Rate | Statewide Average Scaled Score |
| MIDDLE SCHOOL MATHEMATICS (5169) Test Company: ETS Score Range: 100-200 | All enrolled students who have completed all nonclinical courses, 2017-18 | | | | | | | | | |
| | Other enrolled students, 2017-18 | | | | | | 1 | | | |
| | All program completers, 2017-18 | | | | | | | | | |
| | All program completers, 2016-17 | | | | | | 28 | 28 | 100% | 176 |
| | All program completers, 2015-16 | | | | | | 36 | 35 | 97% | 172 |
| MIDDLE SCHOOL SCIENCE (DISCONTINUED) (0439) Test Company: ETS Score Range: 100-200 | All enrolled students who have completed all nonclinical courses, 2017-18 | | | | | | | | | |
| | Other enrolled students, 2017-18 | | | | | | | | | |
| | All program completers, 2017-18 | | | | | | | | | |
| | All program completers, 2016-17 | | | | | | | | | |
| | All program completers, 2015-16 | | | | | | 1 | | | |
| MIDDLE SCHOOL SCIENCE (5440) Test Company: ETS Score Range: 100-200 | All enrolled students who have completed all nonclinical courses, 2017-18 | | | | | | | | | |
| | Other enrolled students, 2017-18 | | | | | | | | | |
| | All program completers, 2017-18 | | | | | | | | | |
| | All program completers, 2016-17 | | | | | | 32 | 30 | 94% | 157 |
| | All program completers, 2015-16 | | | | | | 19 | 19 | 100% | 160 |
| MIDDLE SCHOOL SOCIAL STUDIES (5089) Test Company: ETS Score Range: 100-200 | All enrolled students who have completed all nonclinical courses, 2017-18 | | | | | | | | | |
| | Other enrolled students, 2017-18 | | | | | | | | | |
| | All program completers, 2017-18 | | | | | | | | | |
| | All program completers, 2016-17 | | | | | | 15 | 15 | 100% | 171 |
| | All program completers, 2015-16 | | | | | | 14 | 13 | 93% | 168 |


Single Assessment Institution-Level Pass Rate Data: Traditional Teacher Preparation Program Within IHE

|  | | HEOA - Title II 2017 - 2018 Academic Year | | | | | | | | | |
|---|---|--|---------------------------|-------------------------|------------------------------------|-----------------------------------|---|---------------------------|---------------------|--------------------------------|--|
| Institution Name | | ROWAN UNIVERSITY | | | | | | | | | |
| Institution Code | | 2515 | | | | | | | | | |
| State | | New Jersey | | | | | | | | | |
| | | | | | | | Statewide February 1, 2019 | | | | |
| Assessment Information ¹ | Group | Number Taking Assessment | Number Passing Assessment | Institutional Pass Rate | Institutional Average Scaled Score | Assessment Cut Score ² | Number Taking Assessment | Number Passing Assessment | Statewide Pass Rate | Statewide Average Scaled Score | |
| MUSIC CONTENT KNOWLEDGE (0113) Test Company: ETS Score Range: 100-200 | All enrolled students who have completed all nonclinical courses, 2017-18 | | | | | | 7 | | | | |
| | Other enrolled students, 2017-18 | 26 | 26 | 100% | 168 | 153 | 79 | 73 | 92% | 166 | |
| | All program completers, 2017-18 | 13 | 13 | 100% | 168 | 153 | 145 | 143 | 99% | 169 | |
| | All program completers, 2016-17 | 21 | 21 | 100% | 167 | 153 | 129 | 129 | 100% | 169 | |
| | All program completers, 2015-16 | 19 | 19 | 100% | 170 | 153 | 138 | 137 | 99% | 170 | |
| PHYSICAL ED CONTENT KNOWLEDGE (5091) Test Company: ETS Score Range: 100-200 | All enrolled students who have completed all nonclinical courses, 2017-18 | | | | | | | | | | |
| | Other enrolled students, 2017-18 | | | | | | | | | | |
| | All program completers, 2017-18 | | | | | | | | | | |
| | All program completers, 2016-17 | | | | | | 2 | | | | |
| | All program completers, 2015-16 | | | | | | 6 | | | | |
| PHYSICS CONTENT KNOWLEDGE (5265) Test Company: ETS Score Range: 100-200 | All enrolled students who have completed all nonclinical courses, 2017-18 | | | | | | 1 | | | | |
| | Other enrolled students, 2017-18 | 4 | | | | 141 | 12 | 12 | 100% | 162 | |
| | All program completers, 2017-18 | 4 | | | | 141 | 20 | 20 | 100% | 165 | |
| | All program completers, 2016-17 | 6 | | | | 141 | 20 | 20 | 100% | 167 | |
| | All program completers, 2015-16 | 4 | | | | 141 | 25 | 25 | 100% | 161 | |
| SOCIAL STUDIES CONTENT KNOWLEDGE (0081) Test Company: ETS Score Range: 100-200 | All enrolled students who have completed all nonclinical courses, 2017-18 | | | | | | 51 | 46 | 90% | 166 | |
| | Other enrolled students, 2017-18 | 49 | 35 | 71% | 162 | 157 | 173 | 127 | 73% | 164 | |
| | All program completers, 2017-18 | 27 | 27 | 100% | 164 | 157 | 189 | 178 | 94% | 168 | |
| | All program completers, 2016-17 | 25 | 25 | 100% | 164 | 157 | 224 | 217 | 97% | 167 | |
| | All program completers, 2015-16 | 26 | 26 | 100% | 165 | 157 | 238 | 233 | 98% | 166 | |


Single Assessment Institution-Level Pass Rate Data: *Traditional Teacher Preparation Program Within IHE*

|  | | HEOA - Title II 2017 - 2018 Academic Year | | | | | | | | | |
|---|---|--|---------------------------|-------------------------|------------------------------------|-----------------------------------|--------------------------|---------------------------|---------------------|--------------------------------|--|
| Institution Name | | ROWAN UNIVERSITY | | | | | | | | | |
| Institution Code | | 2515 | | | | | | | | | |
| State | | New Jersey | | | | | | | | | |
| | | | | | | | February 1, 2019 | | | | |
| Assessment Information ¹ | Group | Number Taking Assessment | Number Passing Assessment | Institutional Pass Rate | Institutional Average Scaled Score | Assessment Cut Score ² | Statewide | | | | |
| | | | | | | | Number Taking Assessment | Number Passing Assessment | Statewide Pass Rate | Statewide Average Scaled Score | |
| SPANISH WORLD LANGUAGE (5195) Test Company: ETS Score Range: 100-200 | All enrolled students who have completed all nonclinical courses, 2017-18 | | | | | | 5 | | | | |
| | Other enrolled students, 2017-18 | 7 | | | | 168 | 21 | 13 | 62% | 170 | |
| | All program completers, 2017-18 | 2 | | | | 168 | 28 | 28 | 100% | 179 | |
| | All program completers, 2016-17 | 4 | | | | 168 | 36 | 36 | 100% | 180 | |
| | All program completers, 2015-16 | 2 | | | | 168 | 42 | 41 | 98% | 180 | |
| TECHNOLOGY EDUCATION (5051) Test Company: ETS Score Range: 100-200 | All enrolled students who have completed all nonclinical courses, 2017-18 | | | | | | 6 | | | | |
| | Other enrolled students, 2017-18 | | | | | | 2 | | | | |
| | All program completers, 2017-18 | | | | | | 9 | | | | |
| | All program completers, 2016-17 | | | | | | 7 | | | | |
| | All program completers, 2015-16 | | | | | | 11 | 10 | 91% | 180 | |
| THEATRE (5641) Test Company: ETS Score Range: 100-200 | All enrolled students who have completed all nonclinical courses, 2017-18 | | | | | | | | | | |
| | Other enrolled students, 2017-18 | 3 | | | | 153 | 4 | | | | |
| | All program completers, 2017-18 | | | | | | 4 | | | | |
| | All program completers, 2016-17 | | | | | | 3 | | | | |
| | All program completers, 2015-16 | 3 | | | | 153 | 6 | | | | |
| OPI ENGLISH (ACT1005) Test Company: ACTFL* Score Range: 1-10 | All enrolled students who have completed all nonclinical courses, 2017-18 | | | | | | 2 | | | | |
| | Other enrolled students, 2017-18 | | | | | | 9 | | | | |
| | All program completers, 2017-18 | | | | | | 15 | 15 | 100% | 10 | |
| | All program completers, 2016-17 | | | | | | | | | | |
| | All program completers, 2015-16 | | | | | | | | | | |

Single Assessment Institution-Level Pass Rate Data: Traditional Teacher Preparation Program Within IHE

|  | | HEOA - Title II 2017 - 2018 Academic Year | | | | | | | | |
|--|---|--|---------------------------|-------------------------|------------------------------------|-----------------------------------|--------------------------|---------------------------|---------------------|--------------------------------|
| Institution Name | | ROWAN UNIVERSITY | | | | | | | | |
| Institution Code | | 2515 | | | | | | | | |
| State | | New Jersey | | | | | | | | |
| | | | | | | | February 1, 2019 | | | |
| Assessment Information ¹ | Group | Number Taking Assessment | Number Passing Assessment | Institutional Pass Rate | Institutional Average Scaled Score | Assessment Cut Score ² | Statewide | | | |
| | | | | | | | Number Taking Assessment | Number Passing Assessment | Statewide Pass Rate | Statewide Average Scaled Score |
| OPI FRENCH (ACT1006) Test Company: ACTFL* Score Range: 1-10 | All enrolled students who have completed all nonclinical courses, 2017-18 | | | | | | | | | |
| | Other enrolled students, 2017-18 | | | | | | 1 | | | |
| | All program completers, 2017-18 | | | | | | 4 | | | |
| | All program completers, 2016-17 | | | | | | 2 | | | |
| | All program completers, 2015-16 | | | | | | 6 | | | |
| OPI GERMAN (ACT1007) Test Company: ACTFL* Score Range: 1-10 | All enrolled students who have completed all nonclinical courses, 2017-18 | | | | | | | | | |
| | Other enrolled students, 2017-18 | | | | | | | | | |
| | All program completers, 2017-18 | | | | | | 1 | | | |
| | All program completers, 2016-17 | | | | | | | | | |
| | All program completers, 2015-16 | | | | | | 1 | | | |
| OPI ITALIAN (ACT1010) Test Company: ACTFL* Score Range: 1-10 | All enrolled students who have completed all nonclinical courses, 2017-18 | | | | | | | | | |
| | Other enrolled students, 2017-18 | | | | | | | | | |
| | All program completers, 2017-18 | | | | | | | | | |
| | All program completers, 2016-17 | | | | | | 1 | | | |
| | All program completers, 2015-16 | | | | | | 1 | | | |
| OPI MANDARIN (ACT1013) Test Company: ACTFL* Score Range: 1-10 | All enrolled students who have completed all nonclinical courses, 2017-18 | | | | | | | | | |
| | Other enrolled students, 2017-18 | | | | | | 1 | | | |
| | All program completers, 2017-18 | | | | | | | | | |
| | All program completers, 2016-17 | | | | | | 2 | | | |
| | All program completers, 2015-16 | | | | | | 2 | | | |

Single Assessment Institution-Level Pass Rate Data: Traditional Teacher Preparation Program Within IHE

|  | | HEOA - Title II 2017 - 2018 Academic Year | | | | | | | | |
|--|---|--|---------------------------|-------------------------|------------------------------------|-----------------------------------|--------------------------|---------------------------|---------------------|--------------------------------|
| Institution Name | | ROWAN UNIVERSITY | | | | | | | | |
| Institution Code | | 2515 | | | | | | | | |
| State | | New Jersey | | | | | | | | |
| | | | | | | | February 1, 2019 | | | |
| Assessment Information ¹ | Group | Number Taking Assessment | Number Passing Assessment | Institutional Pass Rate | Institutional Average Scaled Score | Assessment Cut Score ² | Statewide | | | |
| | | | | | | | Number Taking Assessment | Number Passing Assessment | Statewide Pass Rate | Statewide Average Scaled Score |
| OPI SPANISH (ACT1018) Test Company: ACTFL* Score Range: 1-10 | All enrolled students who have completed all nonclinical courses, 2017-18 | | | | | | 1 | | | |
| | Other enrolled students, 2017-18 | 1 | | | | 7 | 10 | 9 | 90% | 8 |
| | All program completers, 2017-18 | 2 | | | | 7 | 19 | 19 | 100% | 8 |
| | All program completers, 2016-17 | 3 | | | | 7 | 29 | 26 | 90% | 7 |
| | All program completers, 2015-16 | | | | | | 40 | 39 | 98% | 8 |
| WPT ENGLISH (ACT2004) Test Company: ACTFL* Score Range: 1-10 | All enrolled students who have completed all nonclinical courses, 2017-18 | | | | | | 3 | | | |
| | Other enrolled students, 2017-18 | | | | | | 7 | | | |
| | All program completers, 2017-18 | | | | | | 12 | 12 | 100% | 9 |
| | All program completers, 2016-17 | | | | | | | | | |
| | All program completers, 2015-16 | | | | | | | | | |

Note: In cases where there are less than ten students taking the assessment or license/certificate, the number passing and pass rate are not reported.

¹Tests with multiple delivery options (computer, paper, etc.) will be noted with the assessment code for one format only.

²Cut scores may vary for groups depending upon when the cut scores are established by the state and when each group completed their teacher certification or licensure assessment.

*Questions regarding tests listed by this testing company must be addressed to your state Title II Coordinator.