



# Word Family Sliders

j | et 

Make, Take & Teach

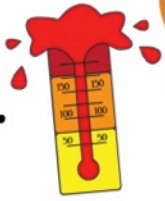
c  
m

b  
d  
w  
f  
p

ig 


Make, Take & Teach

w  
n  
p  
g  
et

h | ot 

Make, Take & Teach

r  
t  
ot

p | an 

Make, Take & Teach



Activities for Small Group Intervention

[www.blog.maketaketeach.com](http://www.blog.maketaketeach.com)

# Directions

## To Assemble Your Activity:

There are two ways to assemble your activity.

### Option 1:

- Print the cards and letter slides on cardstock.
- Cut cards and letter slides along the dotted line.
- Cut two slits on the card on the dotted line using an Exacto knife.
- Slip the corresponding letter slides in the card so that the letter is shown.

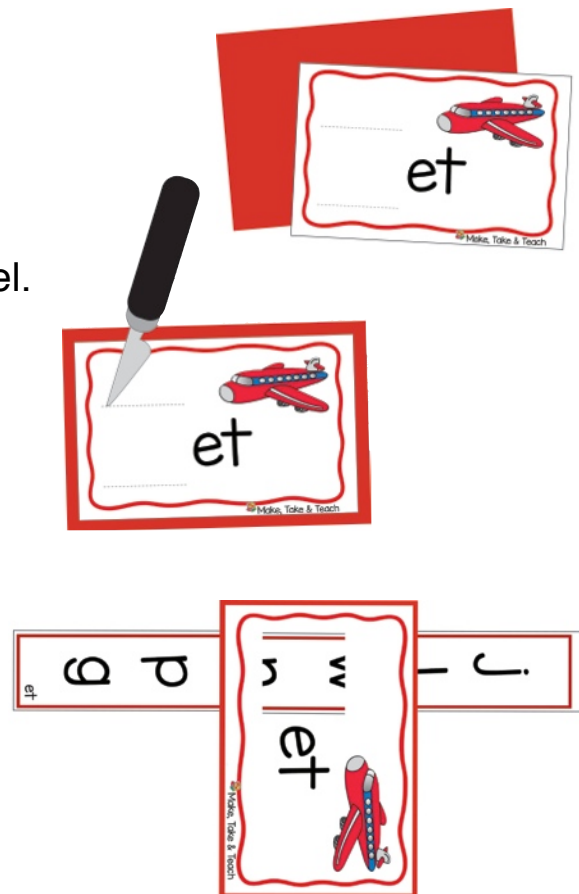
### Option 2:

#### You will Need:

- 5 x 3/12/Glidden paint samples (2- onyx black, 1- leather brown, 2- shaded fern, 2- pink heather, 1- mustard seed, 4- lucky shamrock, 2- cherries jubilee, 1- spring leaf, 1- morning heather, 1- totally teal, 1- warn gold). The colors are listed to match the colored borders on each card.
- Full size Avery labels

#### Assembly Directions:


- Print the cards on a full size Avery label.
- Print the letter slides on cardstock.
- Cut cards along the dotted line.
- Adhere cards to the coordinating paint sample.
- Cut slits on the card on the dotted line using the Exacto knife.
- Slip the corresponding letter slides in the card so that the letter is shown.






an

 Make, Take & Teach



am


 Make, Take & Teach




ad

 Make, Take & Teach

ag



 Make, Take & Teach

ap



 Make, Take & Teach


at



 Make, Take & Teach





ig



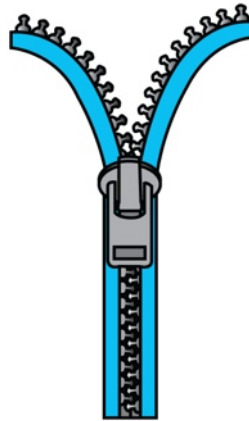
 Make, Take & Teach

in



 Make, Take & Teach

ip

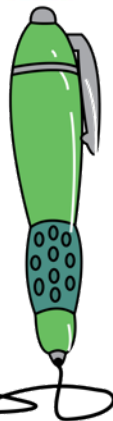


 Make, Take & Teach




ed

 Make, Take & Teach



en

 Make, Take & Teach



et

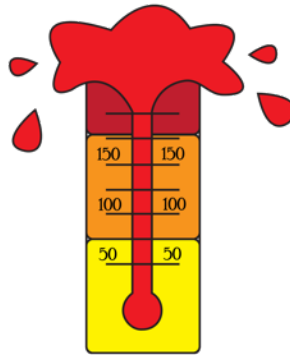
 Make, Take & Teach

op



 Make, Take & Teach

ot




 Make, Take & Teach

ub



 Make, Take & Teach



ug

 Make, Take & Teach



un

 Make, Take & Teach



ut

 Make, Take & Teach



p f t r m c

an

p s y r h

am

p m a s h b

ad

w r t n b

ag

l t n m c

ap

b c r h f p

at

b a w f p

ig

b t f s p

in

d s h n r t

ip

l w r b f

ed

B  
h  
m  
t  
a  
p

en

j  
l  
w  
n  
p  
g

et

h  
t  
c  
m  
p

op

d  
c  
h  
n  
r  
t

ot

t  
c  
r  
s  
p

ub

r h j m a b

ug

r g s n f b

un

r n c b h

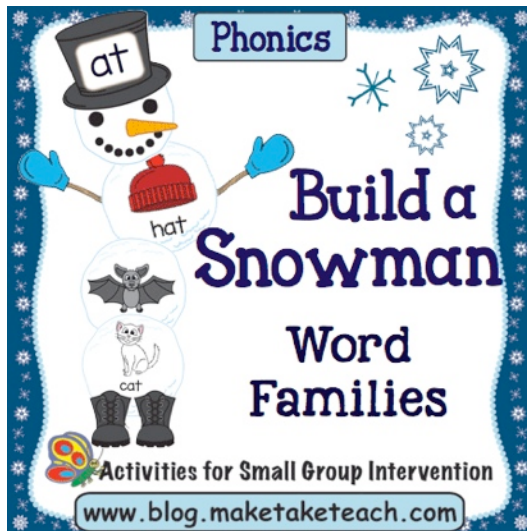
ut

Thank you so much for downloading this FREEBIE. Be sure to check out our other MT&T activities designed to teach word families



Cupcake Match


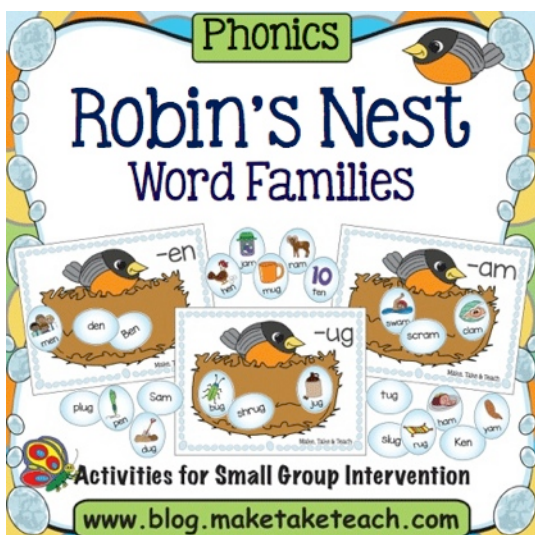
Build a Snowman



Turkey Feathers

Word Family Peguins

Robin's Nest






# Thank You!

Thank you so much for downloading this product. I truly appreciate your business.

## Terms of Use:

- All pages of this product, including the clip art images, are copyrighted. You may not create anything to sell or share based on this packet.
- This product is for one teacher use only. Do not share with colleagues. If they like the product, please send them to my TpT store or to the Make, Take & Teach website.
- You are permitted to share the cover image of this product on your blog or via social media as long as you link back to my blog post showcasing the product or the product link on TpT or the MT&T website.

For free printables and other teaching ideas, be sure to visit [our blog](#), the [Make, Take & Teach website](#) and follow us on [Facebook](#) and [Pinterest](#).



Julie